



3% increase
needs added
to all pricing
in this catalog.

Office Furniture Solutions

January 2015 | www.NationalOfficeFurniture.com



NATIONAL®

Furniture with Personality®



Contents

8 Desks & Workstations

Mixed Materials
Wood Veneer
Laminate
Metal

60 Reception Desks

Mixed Materials
Wood Veneer
Laminate

76 Wall Rail Solution

Exhibit™

82 Dividers

Chameleon™ Privacy Solution

90 Accessories

Center Drawers/Organizers
Desk Pads
Computer Accessories
Lighting
Corner Sleeves
Power/Data Management
Slat Walls/Work Tools
Tack Boards
Presentation Products
Organizational Tools



Look for this icon on pages where products are available on our To You In 10 Days or Less Quick Delivery program



Look for this icon on pages where products are available on GSA Contract



98

Filing & Storage

WaveWorks®
WaveWorks® Metal
Universal

106

Tables

Conference and Office
Café and Dining
Collaborative
Training
Table Bases
Power/Data
Media/Storage Components
Media Wall
Occasional

160

Seating

Executive/Conference
Task
Specialty Task
Student
Stools
Guest
Tandem
Bariatric
Patient
Stacking and Nesting
Lounge

266

Surface Materials

IntegraClear® UV Finish
Antimicrobial Silver Ion
Surfaces
Seating Upholstery
Tack Board Fabrics
Alliance Programs

286

General Information

Embroidery/Laser Engraving
Quick Delivery
Ordering Information
Product Information
GSA Multiple Award Schedule
Warranty
Product Index



Furniture with Personality®



We're driven to create comfortable environments that evoke confidence and personal expression allowing you to work smarter and feel better.

At National Office Furniture, a refined focus on solid designs, excellent service and a truly helpful nature is our way of bringing personality to an industry often focused more on product than people. Talk to the people at National. When you do, you'll find a genuine interest in how furniture impacts your workday. For over thirty years, we've been providing the kind of quality and reliability that means you only buy once. Our products are available throughout a network of nationwide Authorized National® Dealers. They will help you with everything, from space planning, design, product selection, order placement, delivery and installation. To locate a dealer in your neighborhood, visit us at www.NationalOfficeFurniture.com or contact Customer Service at 800.482.1717.



Contract Holder
Contract GS-27F-0034X

We do green because it's the right thing to do.

We see our legacy as more than quality furniture.

The environment is our home, and we are committed to protecting and enhancing our world. We see our legacy as more than quality furniture. It is also a reverence for nature, which inspires our resolve to protect, nurture and preserve nature's gifts. We make it a priority to support our customers by sharing our resources and knowledge while influencing and supporting your efforts to improve the environment. The answers aren't all black and white; there are many shades of green. But we know that any challenge can be solved when people work together. In that spirit, we invite you to join us, one thoughtful step at a time.

Our Statement on Sustainability

We aim to create lasting stakeholder value through responsible growth and deep commitment to the well-being of future generations. We cherish the earth's natural resources and hold sustainability and environmental protection as our key priorities.

As our company fulfills its responsibilities to our customers, shareholders, employees and the public, six commitments provide a framework for focusing our energies toward the greatest good:

- Product Stewardship
- Environmental Preservation
- Green Building Development
- Regulatory Compliance
- Social Accountability
- Economic Responsibility

Our Products Reflect Stewardship



We base our business on producing environmentally-friendly goods that enhance the lives of our customers and bring value to the markets we serve.

Our emphasis on low-emitting products protects indoor air quality through the achievement of the Business and Institutional Furniture Manufacturer's Association (BIFMA) Furniture Emissions Standard (FES). Our products earn the SCS Indoor Advantage™ Gold mark from SCS Global Services.

By giving customers the option of Forest Stewardship Council (FSC®) certified wood, we offer the assurance of products that are not only economically viable, but are environmentally responsible and socially beneficial.



National casegoods include a recycled material content of at least 82 percent. A wide range of 100 percent recycled polyester choices and rapidly renewable cotton choices are available for upholstered seating products while our casegoods and tables packaging contains an average of 60 percent recycled content and our seating packaging contains an average of 50 percent recycled content.

What's more, our manufacturing facilities are registered to the ISO 14001 standard. This management tool enables us to identify and control the environmental impact of our operations, continually improve our company's environmental performance and systematically set environmental objectives and demonstrate their achievement.

Green Product Information Made Simple

By partnering with ecoScorecardSM,



we provide 24/7 access to research and compare the sustainable attributes of our products, making the

specification of green products easier. EcoScorecard does the calculations necessary for rating systems such as LEED®, the Green Guide for Health Care™, and others. This web-based tool produces the product documentation necessary for inclusion in the submission process.

For more information, visit NationalOfficeFurniture.ecoscorecard.com.



Look for one or more of these icons on pages where products offer these sustainable benefits

level® Multi-Attribute Sustainability Certification



Because of our holistic approach and long standing stewardship, we are also proud to have achieved BIFMA level® certification on our products. This certification is based on the ANSI/BIFMA e3-2008 Sustainability Standard.

It includes an evaluation of specific corporate policies and guidelines and an assessment of associated company manufacturing facilities. Products must meet quantifiable milestones of environmental and social performance at every step of development. Based on environmental and social criteria set forth in the standard, a product's entire supply chain is assessed.

Growing With Green Buildings



National facilities testify to our belief in sustainable building practices. Pursuing guidelines set by the U.S. Green Building Council (USGBC), we prioritize building practices that support the LEED® (Leadership in Energy and Environmental Design) Green Building Rating System™.

Benefits to LEED certification include reductions in energy, water, and material use, leading to a reduced environmental impact making our green buildings healthier and more comfortable.

Our LEED® Certified Projects

- Research and Development Annex/Jasper, IN - LEED Certified
- Manufacturing/Santa Claus, IN - LEED Silver
- Showroom/Atlanta, GA - LEED Certification Pending
- Showroom/Boston, MA - LEED Certification Pending
- Showroom/Chicago, IL - LEED Silver
- Showroom/Dallas, TX - LEED Gold
- Corporate Showroom/Jasper, IN - LEED Gold
- Showroom/New York, NY - LEED Certified
- Showroom/Washington, D.C. - LEED Silver
- Showroom/Toronto, Ontario

Looking At A Product's Life



At National, we realize that the environmental impact of a product throughout its entire life is important. That is why we have conducted a Life Cycle Assessment (LCA) that conforms to ISO 14040/14044 on a number

of our products. LCA is a method of addressing the environmental aspects throughout a product's life cycle from raw material acquisition through production, use, end-of-life treatment and disposal. These assessments help us establish targets for lessening the product's environmental impact.

IntegraClear® Environmentally-Friendly UV Finish

IntegraClear® is our proprietary, water-based finish cured via ultraviolet (UV) light. The result is a finish that offers exceptional clarity and durability on products that meet or exceed strict indoor air quality requirements which create healthier workplaces and can contribute towards earning LEED® points.

Environmentally-friendly IntegraClear® performs for you and the sustainability journey and is available at no premium:

- Water-based with extremely low VOCs
- Enhances the natural beauty of wood with excellent depth and clarity
- Automated application reduces waste and provides aesthetic consistency
- Significant energy efficiency gains in curing products
- Enables National products to meet stringent requirements of the BIFMA Furniture Emission Standard (FES) and gain certification to SCS Indoor Advantage™ and level® certifications which can contribute towards LEED® points



Desks & Workstations

Mixed Materials

Epic™	10
WaveWorks®	16
Epicenter®	26

Wood Veneer

Arrowood™ Veneer	28
Barrington®	30
Captivate®	32
Casbah®	34
Clever®	36
Escalade®	38
Flourish®	40
Hiland™	42
Roosevelt™	44

Laminate

Arrowood™ Laminate	46
EnvyWorks®	48
Franklin™	50
Renegade™	52

Metal

WaveWorks® Metal	56
------------------	----



We're committed to providing high quality, stylish office furniture at an exceptional value.

We're well-known for the quality, design, comprehensiveness and price points of our casegood portfolio. With traditional, transitional and contemporary styles and nearly limitless choices in materials, rim profiles and hardware, our extensive casegood offering can accommodate any look and function you desire and provide a cohesive interior scheme across your entire organization. From government, healthcare and education facilities to finance, banking and service industries, we can fulfill all of your needs. We offer personal attention with customer focused thinking to furnish your entire organization with the image you desire while providing the kind of quality and reliability that means you only buy once.



All National® casegoods are level® 2 or 3 certified by SCS.



Epic™ Casegoods, Truffle Finish and Antique White Laminate, Level Pulls and Footed Base in Satin Nickel Metallic
 Exhibit™ Wall Rail Solution, Repetition Wicker Tack Board Inserts
 Aurora® Executive/Conference Seating, Momentum Flexion Limoncello

Exactly what you need. Exactly what you want. Design spectacular with Epic.

Epic is here to deliver what you want and need in the same package via a clean, modern design. Pairing stunning wood veneers and durable laminates with a refined footed base detail and other stylish accents such as graphic resins, Epic seamlessly bridges from private office into semi-private, desking, open plan, and touchdown areas. Metal and resin sliding doors and overhead metal storage cubbies offer stylish choices for your storage and organizational preferences.

Chassis Hardwood veneer or Laminate; *Horizontal or vertical grain direction available on select models

Worksurfaces Hardwood veneer (Standard or Matte/Satin sheen), Laminate or Laminate with wood rim; Two rim profile options

Features Metal footed base; Full and box/file height pedestals; Wood and laminate doors; Metal or resin sliding doors; Project drawers; Three pull styles; Epicenter open plan options; Works with Exhibit™ Wall Rail Solution; Meets and/or exceeds ANSI/BIFMA X5.5-2008

Power/Data Specialized surface grommets; Worksurface wire manager option; Optional cord management

Lock Cores Black or Silver

Wood Finishes IntegraClear® Environmentally-friendly UV Finish; Antimicrobial Silver Ion Protection; IM Brighton, NM Natural, HN Honey, CL Caramel, TF Truffle, AC Autumn, MC Amber, CW Cordovan, DW Judicial, MH Mocha

Laminate Drawer/Door Fronts and Chassis IM Brighton, NM Natural, HN2 Honey 2, CL Caramel, 793 Acorn, 792 Sable, TF Truffle, AC2 Autumn 2, MC Amber, CW Cordovan, DW Judicial, MH Mocha, 791 Palisander, 403 Chamois, 405 Designer White, 419 Wallaby, 420 Sandstone, 425 Shadow, 440 Cloud, 461 Graphite, 462 Cinder, 478 Platinum Grey, 480 Antique White

Worksurface Laminates IM Brighton, NM Natural, HN2 Honey 2, CL Caramel, 793 Acorn, 792 Sable, TF Truffle, AC2 Autumn 2, MC Amber, CW Cordovan, DW Judicial, MH Mocha, 791 Palisander, 403 Chamois, 405 Designer White, 419 Wallaby, 420 Sandstone, 425 Shadow, 440 Cloud, 461 Graphite, 462 Cinder, 478 Platinum Grey, 480 Antique White, 802 White Nebula, 805 Titanium Evolv, 807 Silicon Evolv, 809 Tungsten Evolv, 813 Saffron Tigris, 814 White Tigris, 817 Olive Legacy, 860 Neutral Santos, 873 Tawny Legacy, 874 Bronze Legacy

Metal Colors 462 Cinder, 501 Platinum Metallic, 503 Satin Nickel Metallic

Resin Colors 1677 Frosted, 2877 Ting Ting, 2977 Scribble Cloud, 3377 Wisp Silver



Epic. Choose the material to suit your impeccable taste.



All Wood Veneer



All Wood Veneer with Laminate Top and Wood Rim



All Laminate

Epic. Allows you to function optimally in any private office or open plan area.



Private Office



Private Office with Exhibit™ Wall Rail Solution



Open Plan with Epicenter®

Want **more** Epic?™

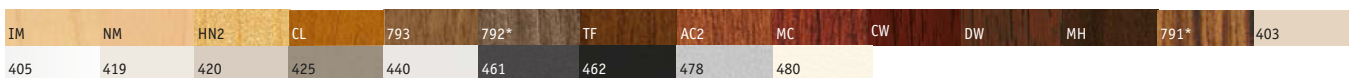


www.NationalOfficeFurniture.com/MoreEpic


Wood Finishes




Chassis Laminates



Worksurface Laminates



Metal Colors



Resin Colors





Epic™ Caseloads, Truffle Finish, Softened Rim Profile, Horizon Pulls and Footed Base in Satin Nickel Metallic, Repetition Reed Tack Board
 Eloquence® Executive/Conference Seating, Arc-Com Shibori Antique Gold

Features and Options



Softened Rim Profile



Knife Rim Profile




Footed Base

- 462 Cinder
- 501 Platinum Metallic
- 503 Satin Nickel Metallic



Laguna Pull

- 462 Cinder
- 501 Platinum Metallic
- 503 Satin Nickel Metallic




Level Pull

- 462 Cinder
- 501 Platinum Metallic
- 503 Satin Nickel Metallic



Waterfall Pull

- 462 Cinder
- 501 Platinum Metallic
- 503 Satin Nickel Metallic



Horizon Pull

- 462 Cinder
- 501 Platinum Metallic
- 503 Satin Nickel Metallic



Epic™ Casegoods, Mocha Finish, Knife Rim Profile, Laguna Pulls and Footed Base in Platinum Metallic, Frosted Resin Sliding Doors
Aurora® Executive/Conference Seating, Showcase Cream



Metal Storage Cubby

Sliding Project Drawers and Sliding Resin Doors

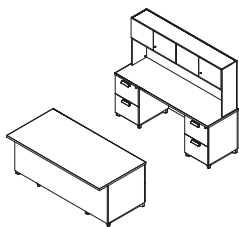


Epic™ Casegoods, Caramel Finish, Softened Rim Profile, Laguna Pulls and Footed Base in Cinder, Spectrum Pine Cushion, Frosted Resin Sliding Doors
Aurora® Executive/Conference Seating, Stinson Tracing Obsidian

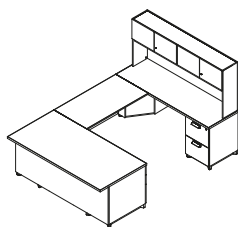


Epic™ Casegoods, Natural Finish and Designer White Laminate, Softened Rim Profile, Level Pulls and Footed Base in Platinum Metallic, Wisp Silver Resin Sliding Doors
Aurora® Executive/Conference Seating, Echo Henna
Tag® Stacking Chair, Echo Henna

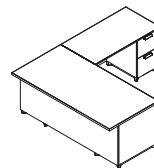
Desk/Workstation Typicals



6' x 9' Desk Typical
 Wood Veneer
\$9,175 List
 Laminate
\$5,623 List



6' x 8.5' U-Unit Typical
 Wood Veneer
\$8,589 List
 Laminate
\$5,307 List



6' x 6.5' L-Unit Typical
 Wood Veneer
\$5,094 List
 Laminate
\$3,226 List



Epic™ Casegoods, Autumn Finish, Softened Rim Profile, Waterfall Pulls and Footed Base in Cinder, Ting Ting Resin Modesty Panel
Exhibit™ Wall Rail Solution, Cinder Wall Rails, Pact Toasty Tack Board Inserts
Respect® Executive/Conference Seating, Showcase Cream

Epic, combined with Exhibit, optimizes the private office.

Although it's labeled private office, we know having an inviting feel is imperative to sharing ideas one on one or in small groups. Epic's array of layered surfaces and sizes, as well as unique storage solutions, can accommodate the most challenging footprints to maximize every square inch. And, when Epic meets the Exhibit wall rail solution, it's never anything short of awesome. Exhibit puts the walls to work by supporting Epic worksurfaces and hanging storage creating a lighter look and feel with convenient access to power and data. Exhibit's wall inserts complement Epic's ability to bring order to whatever the day throws at you.

Wall Rail Paint Colors 462 Cinder, 501 Platinum Metallic, 503 Satin Nickel Metallic

Inserts Organizing shelves, tack board, slat wall with tack, slat wall, porcelain magnetic marker board and laminate marker board inserts

Features Wall rails, tack boards and HPL marker board inserts can be field scribed to provide a custom fit;

WaveWorks® and **Epic™** overhead storage cabinets mount onto upper wall rails, surfaces mount anywhere along lower wall rails with worksurface brackets

Power/Data Vertical Cable Manager attaches to insert trim channels to route and disguise task light cords



Epic™ Casegoods and Adjustable Height L-Shaped Tables, Truffle Laminate, Pact Lime Tack Board
Cinch® Task Seating, Marshmallow and Moharam Anagram Electric



Epic™ Casegoods, Honey Finish and Tawny Legacy Laminate, Softened Rim Profile, Level Pulls and Footed Base in Platinum Metallic, Echo Limestone Cushion
Exhibit™ Wall Rail Solution, Platinum Metallic Wall Rails and Slat Walls, Pact Coastal Tack Board Inserts
Aurora® Executive/Conference Seating, Silvertext™ Meteor



Epic™ Casegoods, Cordovan, Saffron Tigris and Chamois Laminates, Softened Rim Profile, Waterfall Pulls and Footed Base in Platinum Metallic, Frosted Resin Sliding Doors
Exhibit™ Wall Rail Solution, Platinum Metallic Wall Rails and Slat Wall, Pact Nectar Tack Board Insert
Aurora® Executive/Conference Seating, Stinson Banyan Tangerine



Attach Exhibit™ wall rails to structural walls.



Hang Exhibit mount Epic overheads onto upper rails.



Add pedestals, worksurfaces and additional storage as desired.



WaveWorks® Casegoods, Mocha Finish and Designer White Laminate, Softened Rim Profile, Allure Pulls in Platinum Metallic
 Exhibit™ Wall Rail Solution, Platinum Metallic Wall Rails and Slat Inserts, Pact Coastal Tack Inserts
 Aurora® Executive/Conference Seating, Spectrum Breeze
 Aurora® Guest Seating, Spectrum Breeze, Mocha Finish

A sea of choices, dynamic design, sustainable insight and unapparent affordability.

This all-inclusive casegood and tables solution truly inspires with its infinite combinations of materials, finishes, profiles and pulls. WaveWorks maximizes space by utilizing the wall itself when paired with our Exhibit™ wall rail solution. Equally inspiring are WaveWorks' quality and sustainable attributes. WaveWorks level® 3 and SCS Indoor Advantage™ Gold certifications and is available with FSC® certified wood, all of which can contribute to earning a LEED® Green Building Rating.

Chassis Hardwood veneer or Laminate; *Horizontal or vertical grain direction available on select models

Worksurfaces Hardwood veneer (Standard or Matte/Satin sheen), Laminate, Laminate with wood rim or Thermofoil; Nine rim profile options; Two top thickness options

Features Assembled and component units; Cornice tops; Full and box/file height pedestals; Wood, laminate, resin or metal modesty panels; Wood, laminate or frosted glass doors; Twenty-two pull styles; Epicenter open plan options; Works with Exhibit™ Wall Rail Solution; Meets and/or exceeds ANSI/BIFMA X5.5-2008

Power/Data Specialized surface grommets; Worksurface wire manager option; Optional cord management; Byrne Interlink™ System

Lock Cores Black or Silver

Wood Finishes IntegraClear® Environmentally-friendly UV Finish; Antimicrobial Silver Ion Protection; IM Brighton, NM Natural, HN Honey, CL Caramel, TF Truffle, AC Autumn, MC Amber, CW Cordovan, DW Judicial, MH Mocha

Laminate Drawer/Door Fronts and Chassis IM Brighton, NM Natural, HN2 Honey 2, CL Caramel, 793 Acorn, 792 Sable, TF Truffle, AC2 Autumn 2, MC Amber, CW Cordovan, DW Judicial, MH Mocha, 791 Palisander, 403 Chamois, 405 Designer White, 419 Wallaby, 420 Sandstone, 425 Shadow, 440 Cloud, 461 Graphite, 462 Cinder, 478 Platinum Grey, 480 Antique White

Worksurface Laminates IM Brighton, NM Natural, HN2 Honey 2, CL Caramel, 793 Acorn, 792 Sable, TF Truffle, AC2 Autumn 2, MC Amber, CW Cordovan, DW Judicial, MH Mocha, 791 Palisander, 403 Chamois, 405 Designer White, 419 Wallaby, 420 Sandstone, 425 Shadow, 440 Cloud, 461 Graphite, 462 Cinder, 478 Platinum Grey, 480 Antique White, 802 White Nebula, 805 Titanium Evolv, 807 Silicon Evolv, 809 Tungsten Evolv, 813 Saffron Tigris, 814 White Tigris, 817 Olive Legacy, 860 Neutral Santos, 873 Tawny Legacy, 874 Bronze Legacy

Worksurface Thermofoils 405 Designer White, 420 Sandstone, 440 Cloud, 466 Concrete Fiber, 480 Antique White, 484 Cashmere Fiber, MH Mocha

Metal Colors 462 Cinder, 501 Platinum Metallic, 503 Satin Nickel Metallic



WaveWorks. Your imagination has no limits.



All Wood Veneer



All Wood Veneer with Glass Top Desk



Wood Veneer and Laminate



Wood Veneer and Laminate with Wood Rim



All Laminate

WaveWorks. Fresh solutions for your entire organization.



Want **more** WaveWorks?

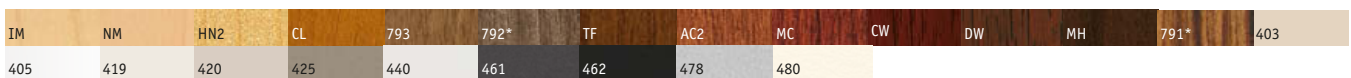


www.NationalOfficeFurniture.com/MoreWaveWorks

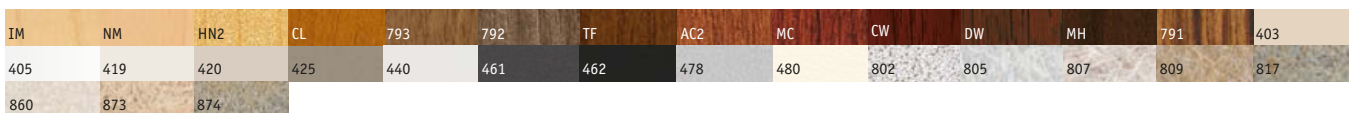
Wood Finishes




Drawer/Door Fronts and Chassis Laminates




Worksurface Laminates



Worksurface Thermofoils



Metal Colors





WaveWorks® Caseloads and Adjustable Height L-Shaped Table, Autumn Finish, Concave Rim Profile, Nantucket Pulls in Satin Nickel Metallic
 Aurora® Executive/Conference Seating, Pop Rocks Cream Soda
 Aurora® Guest Seating, Pop Rocks Cream Soda, Autumn Finish

Features and Options



Concave Wood Rim Profile
 1 3/16" or 1 1/16" Thick



Cove Wood Rim Profile
 1 3/16" or 1 1/16" Thick



Reed Wood Rim Profile
 1 3/16" or 1 1/16" Thick



Softened Wood Rim Profile
 1 3/16" or 1 1/16" Thick



Step Wood Rim Profile
 1 3/16" or 1 1/16" Thick



Zip Wood Rim Profile
 1 3/16" or 1 1/16" Thick



Reed PVC Rim Profile
 1 3/16" or 1 1/16" Thick
 Woodgrains



Softened PVC Rim Profile
 1 3/16" or 1 1/16" Thick
 Woodgrains and Solids



Thermofoil Rim Profile
 1 3/16" Thick



WaveWorks® Casegoods, Acorn Laminate and Designer White Paint, Softened Rim Profile, Malibu Pulls in Platinum Metallic, Mobile Pedestal Cushion in Maharam Trio Bone
Fuel® Task Seating, Maharam Trio Bone



WaveWorks® Casegoods, Honey Laminate, Softened PVC Rim Profile, Allure Pulls in Platinum Metallic, Dune Pebble Tack Boards
Mix-it® Task Seating, Essence/Ultra leather™ Green Tea Metallic



WaveWorks® Casegoods, Cordovan Finish and Cloud Laminate, Softened PVC Rim Profile and Cornice, Newport Pulls in Platinum Metallic, Dune Drift Tack Board
Respect® Executive/Conference Seating, Maharam Vario Pacific



Wood Chassis



Laminate Chassis



Wood Doors



Laminate Doors



Glass Doors

Frosted glass with aluminum frame:
 462 Cinder
 501 Platinum Metallic
 503 Satin Nickel Metallic



WaveWorks® Casegoods, Natural Finish, Concave Wood Rim Profile and Cornice, Dune Pebble Tack Board
 Aurora® Executive/Conference Seating, Twilight Fresh
 Confide® Lounge Seating, Momentum Venue Granny Smith

Pulls




Nantucket Pull
 462 Cinder
 501 Platinum Metallic
 503 Satin Nickel Metallic



Malibu Pull
 462 Cinder
 501 Platinum Metallic
 503 Satin Nickel Metallic



Newport Pull
 462 Cinder
 501 Platinum Metallic
 503 Satin Nickel Metallic



Laguna Pull
 462 Cinder
 501 Platinum Metallic
 503 Satin Nickel Metallic



Balance Pull
 462 Cinder
 501 Platinum Metallic
 503 Satin Nickel Metallic



Summit Pull
 462 Cinder
 501 Platinum Metallic
 503 Satin Nickel Metallic




Spiral Pull
 462 Cinder
 501 Platinum Metallic
 503 Satin Nickel Metallic



Boca Pull
 462 Cinder
 501 Platinum Metallic



Marina Pull
 462 Cinder
 501 Platinum Metallic



Allure Pull
 462 Cinder
 501 Platinum Metallic



Curved Pull
 462 Cinder
 501 Platinum Metallic




Elongated Pull
 462 Cinder
 501 Platinum Metallic



Keen Pull
 503 Satin Nickel Metallic



WaveWorks® Casegoods, Truffe and Designer White Laminates, Designer White Thermofoil Worksurfaces, Marina Pulls in Platinum Metallic, Spectrum Navy Mobile Pedestal Cushion
Mix-it® Mesh Back Task Seating, Spectrum Navy



WaveWorks® Casegoods, Mocha and Palisander Finish, Concave Wood Rim Profile and Cornice, Malibu Pulls in Platinum Metallic
Aurora® Executive/Conference Seating, Silvertex™ Ice



WaveWorks® Casegoods, Honey and Designer White Laminates, Designer White Thermofoil Worksurfaces, Softened PVC Cornice, Nantucket Pulls in Satin Nickel Metallic
Respect® Executive/Conference Seating, Silvertex™ Sapphire



Sweep Pull
 462 Cinder
 501 Platinum Metallic
 503 Satin Nickel Metallic



Groove Pull
 462 Cinder
 501 Platinum Metallic
 503 Satin Nickel Metallic



Level Pull
 462 Cinder
 501 Platinum Metallic
 503 Satin Nickel Metallic



Waterfall Pull
 462 Cinder
 501 Platinum Metallic
 503 Satin Nickel Metallic



Horizon Pull
 462 Cinder
 501 Platinum Metallic
 503 Satin Nickel Metallic



Beam Pull
 462 Cinder
 501 Platinum Metallic
 503 Satin Nickel Metallic



Triangle Pull
 462 Cinder
 501 Platinum Metallic



Crescent Pull
 462 Cinder
 501 Platinum Metallic



Bar Pull
 462 Cinder
 501 Platinum Metallic



WaveWorks® Casegoods, Sable Laminate, Softened Rim Profile, Horizon Pulls in Satin Nickel Metallic
Exhibit™ Wall Rail Solution, Satin Nickel Metallic Wall Rails, Sable Laminate Shelf Inserts, Pact Taupe Tack Inserts
Aurora® Executive/Conference Seating, Stinson Cannon Beach Piper

Exhibit, a wall and WaveWorks... creativity unleashed.

How can WaveWorks become even more versatile? Match it with our Exhibit wall rail solution. It removes barriers and transforms the walls into purposeful design elements offering a variety of solutions for all workplace, collaborative and social environments. Exhibit's wall rail solution supports WaveWorks worksurfaces and overhead cabinets, which can be positioned anywhere along the rail. The rail, along with tackable and marker board inserts, can be field scribed for a custom fit without the custom price. Exhibit can be paired with WaveWorks allowing the walls to do the "heavy lifting" creating a lighter, airier aesthetic while providing easy access to electrical and data.

Wall Rail Paint Colors 462 Cinder, 501 Platinum Metallic, 503 Satin Nickel Metallic

Inserts Organizing shelves, tack board, slat wall with tack, slat wall, porcelain magnetic marker board and laminate marker board inserts

Features Wall rails, tack boards and HPL marker board inserts can be field scribed to provide a custom fit;

WaveWorks® and Epic™ overhead storage cabinets mount onto upper wall rails, surfaces mount anywhere along lower wall rails with worksurface brackets

Power/Data Vertical Cable Manager attaches to insert trim channels to route and disguise task light cords



WaveWorks® Casegoods, Caramel Finish, Softened Wood Rim Profile and Cornice, Malibu Pulls in Platinum Metallic
 Exhibit™ Wall Rail Solution, Platinum Metallic Wall Rails, Repetition Almond Tack Board Inserts
 Triumph™ Executive/Conference Seating, Twilight Willow



WaveWorks® Casegoods, Natural Laminate, Softened PVC Rim Profile, Malibu Pulls in Cinder, Echo Crystal Mobile Pedestal Cushion
 Exhibit™ Wall Rail Solution, Cinder Wall Rails, Dune Middy Tack Board Inserts
 Mix-it® Mesh Back Task Seating, Echo Crystal



Attach Exhibit™ wall rails to structural walls.



Hang Exhibit mount WaveWorks overheads onto upper rails.

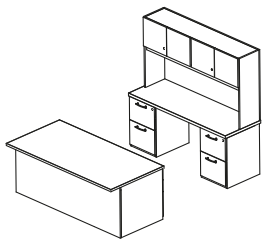


Add pedestals, worksurfaces and additional storage as desired.

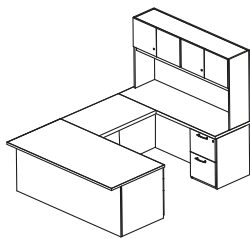


WaveWorks® Caseloads, Sable Laminate, Softened Rim Profile and Cornice, Horizon Pulls in Platinum Metallic
 Aurora® Executive/Conference Seating, Arc-Com Constantine Ice Blue
 Confide® Guest Seating, Arc-Com Constantine Ice Blue, Sable Finish, Platinum Metallic

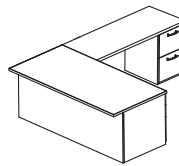
Desk/Workstation Typicals



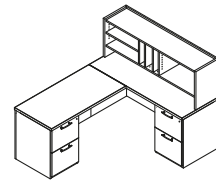
6' x 9' Desk Typical
 Wood Veneer
\$8,435 List
 Laminate
\$5,213 List



6' x 8.5' U-Unit Typical
 Wood Veneer
\$7,991 List
 Laminate
\$4,902 List



6' x 6.5' L-Unit Typical
 Wood Veneer
\$4,548 List
 Laminate
\$2,880 List




6' x 6' L-Unit Typical
 Wood Veneer
\$5,673 List
 Laminate
\$3,729 List



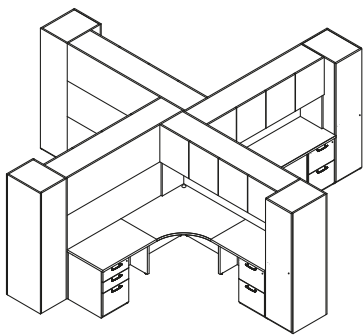
WaveWorks® Casegoods, Graphite Laminate and Designer White Thermofoil,
Newport Pulls in Platinum Metallic, Repetition Spa Tackboard
Gotcha™ Task Seating, Twilight Teal
Cinch® Stacking Seating, Marshmallow



WaveWorks® Casegoods, Amber Finish,
Softened Rim Profile, Nantucket Pulls in Platinum Metallic
Aurora® Executive/Conference and Guest Seating, Essence/Ultraleather™ White

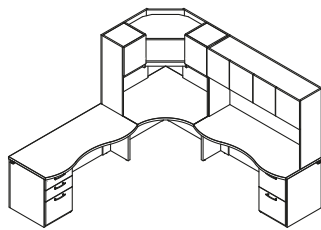


WaveWorks® Casegoods, Natural Finish, Softened Rim Profile, Laguna Pulls in Platinum Metallic
Exhibit™ Wall Rail Solution, Platinum Metallic Wall Rails, Pact Lime Tack Board Inserts
Mix-it® Mesh Back Task Seating, Silvertext™ Celery



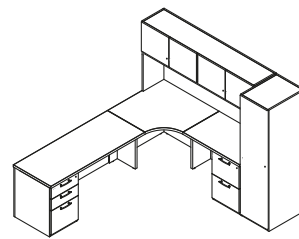
14' x 14' Open Plan Typical

Wood Veneer
\$45,526 List
Laminate
\$23,439 List



9' x 9' Corner Unit Typical

Wood Veneer
\$11,485 List
Laminate
\$6,425 List



8' x 8' Corner Unit Typical

Wood Veneer
\$10,890 List
Laminate
\$6,254 List



Epic™ Casegoods, Amber Finish, Softened Rim Profile, Laguna Pulls and Footed Base in Satin Nickel Metallic, Dune-Drift Epicenter® Tack/Slat Inserts
Aurora® Executive/Conference Seating, Big City Rome



WaveWorks® Casegoods and Adjustable Height Tables, Designer White Laminate, Softened Rim Profile, Dune-Drift Epicenter® Tack/Slat Inserts, Frosted Resin Privacy Screens
Epicenter® Overhead Storage Cabinets, Frosted Resin Sliding Doors
Mix-it® Mesh Back Stool Seating, Momentum Estrella Stone

Epicenter® puts everything within reach.

No matter how you define an open plan setting, thriving spaces provide the ideal balance of collaboration along with the comfort and productivity attributed to having defined personal space. With the Epicenter, seated height storage and privacy screens assist to create subtle boundaries that still foster sharing of information and ideas between team members. Layered surfaces, open support bases and a lower horizontal profile, allow natural light and its many benefits to saturate the space, further lifting team spirits. Multi-circuit Epicenter frames accommodate connectivity needs with a 5-wire/3-circuit solution delivering power to workstations.

Features Mounts to Epic™ or WaveWorks® undersurface storage and provides support for perpendicular worksurfaces; Multi-Circuit or Non-Powered options

Slat Wall Insert Horizontal slats support work tools providing convenient above surface storage; Available in 462 Cinder, 501 Platinum Metallic, 503 Satin Nickel Metallic

Slat Wall with Tack Insert Slat wall and tack board combination provides a multi-functional area; Available in 462 Cinder, 501 Platinum Metallic, 503 Satin Nickel Metallic; Dune, Repetition and Pact tack board fabrics

Marker Board Insert White porcelain, dry erase marker board; Magnetic; Adds a convenient, erasable writing space

Tack Board Insert Available in Dune (Grade A), Repetition (Grade A), Pact (Grade B) tack board fabrics as well as COM

Multi-Circuit Epicenter: Mounts to WaveWorks undersurface storage and provides support for perpendicular worksurfaces; Personalize the Epicenter with slat wall, slat with tack, marker board and tack board inserts; Epicenter frames provide a 5 wire/3 circuit, 20 amp power to a linear run of work spaces; Tack board or tack/slat inserts must be specified for access to power and data; May be connected to building's power at the floor, wall or ceiling; Epicenter frame features a channel for routing data cables; Access to power/data may be above or below worksurface depending on height of undersurface storage the Epicenter is attached to

Non-Powered Epicenter: Mounts to Epic or WaveWorks undersurface storage and provides support for perpendicular worksurfaces; Personalize the Epicenter with slat wall, slat with tack, marker board and tack board inserts



Upper Epicenter Inserts



Slat Wall Insert



Tack Board Insert



Tack with Slat Insert



Marker Board Insert

Slat Wall Insert: Horizontal slats support work tools providing convenient above surface storage

Tack Board Insert: Adds a convenient, tackable space above worksurfaces

Tack with Slat Insert: Slat wall and tack board combination provides a multi-functional area

Marker Board Insert: Adds a convenient, erasable writing space above worksurfaces; White porcelain, dry erase marker board; Magnetic

Metal Finishes: 462 Cinder, 501 Platinum Metallic, 503 Satin Nickel Metallic

Tack Board Fabrics: Dune (Grade A), Repetition (Grade A), Pact (Grade B)

Lower Epicenter Inserts (For Single Sided Applications)



Wood Veneer Insert



Laminate Insert



Tack Board Insert

Veneer Insert: Available in all National® wood finishes

Laminate Insert: Available in all National® woodgrain and solid laminates

Tack Board Insert: Available in Dune, Repetition and Pact tack board fabrics

Wood Finishes: IM Brighton, NM Natural, HN Honey, CL Caramel, TF Truffle, AC Autumn, MC Amber, CW Cordovan, DW Judicial, MH Mocha

Laminates: IM Brighton, NM Natural, HN2 Honey 2, CL Caramel, 793 Acorn, 792 Sable, TF Truffle, AC2 Autumn 2, MC Amber, CW Cordovan, DW Judicial, MH Mocha, 791 Palisander, 403 Chamois, 405 Designer White, 419 Wallaby, 420 Sandstone, 425 Shadow, 440 Cloud, 461 Graphite, 462 Cinder, 478 Platinum Grey, 480 Antique White

Epicenter® Overhead Storage Cabinets



Sliding Resin Doors



Shared with Sliding Resin Doors



Sliding Metal Doors



Shared with Sliding Metal Doors



Open (No Doors)



Shared, Open (No Doors)



Wood Veneer Back Panel



Laminate Back Panel



Marker Board Back Panel

Overhead Storage Cabinet: Straddles Epicenter; Allows for convenient seated height storage; Two sliding doors or open; Additional cabinet option available for single-sided applications

Shared Overhead Storage Cabinet: Straddles Epicenter; Allows for convenient seated height storage; One sliding door per side or open

Back Panel Options (Single-Sided Applications): Available on cabinets for single-sided applications only; Wood veneer, laminate or marker board

Resin Door Colors: 1677 Frosted, 2877 Ting Ting, 2977 Scribble Cloud, 3377 Wisp Silver

Metal Door/Track Finishes: 405 Designer White, 462 Cinder, 501 Platinum Metallic, 503 Satin Nickel Metallic



Arrowood™ Veneer Casegoods, Amber Finish
Respect® Executive/Conference Seating, Brisa® Distressed Manilla

Lustrous veneers and attentive details allow Arrowood to flow consistently throughout an organization.

Arrowood is a sleek, contemporary selection with mass appeal. Rich hardwood veneers offer luxuriance to any private office. Optional laminate tops offer durability to complement the natural beauty of wood. Available with wood or laminate tops and full or 3/4 height pedestals, this extensive collection boasts a classic mitered rim profile and projects a professional image at an extremely high value. Arrowood earns SCS Indoor Advantage™ Gold and level® 3 certifications and is available with FSC® certified wood which can contribute to LEED® points.

Chassis Hardwood veneer

Worksurfaces Hardwood veneer (Standard or Matte/Satin sheen); Laminate top option; Mitered rim profile

Features Full and 3/4 Height pedestals; Integrated pulls; Meets and/or exceeds ANSI/BIFMA X5.5-2008

Power/Data Standard grommets; Optional cord management

Lock Cores Black or Silver

Wood Finishes IntegraClear® Environmentally-friendly UV Finish; Antimicrobial Silver Ion Protection; IM Brighton, NM Natural, HN Honey, CL Caramel, TF Truffle, AC Autumn, MC Amber, CW Cordovan, DW Judicial, MH Mocha

Worksurface Laminates IM Brighton, NM Natural, HN2 Honey 2, CL Caramel, TF Truffle, AC2 Autumn 2, MC Amber, CW Cordovan, DW Judicial, MH Mocha



Arrowood. An essential mix of quality and design.



All Wood Veneer
Full Pedestals with Full Modesty Panels



All Wood Veneer
3/4 Pedestals with Full Modesty Panels



Wood Veneer Chassis with Laminate Tops
Full Pedestals with Full Modesty Panels




Wood Veneer Chassis with Laminate Tops
3/4 Pedestals with 3/4 Modesty Panels

Arrowood. Fits a variety of applications and easily complements any design concept.



Features and Options



Mitered Rim Profile



Integrated Pull

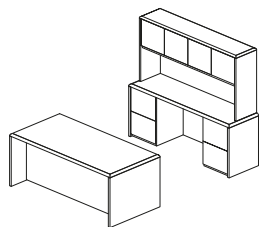


Full Pedestals

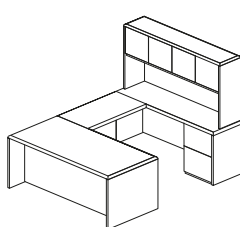


3/4 Pedestals

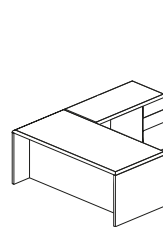
Desk/Workstation Typicals



6' x 9' Desk Typical
Wood Veneer
\$7,118 List
Wood Veneer/Laminate Worksurface
\$6,441 List



6' x 8.5' U-Unit Typical
Wood Veneer
\$6,530 List
Wood Veneer/Laminate Worksurface
\$6,125 List



6' x 6.5' L-Unit Typical
Wood Veneer
\$3,886 List
Wood Veneer/Laminate Worksurface
\$3,549 List

Wood Finishes and Worksurface Laminates





Barrington® Casegoods, Judicial Finish, Provincial Pulls, Antique Brass
Justice® Executive/Conference Seating, Showcase Greige

The exquisite styling of Barrington exemplifies your passion for excellence and affinity towards perfection.

Barrington respects your affinity for perfection with a level of craftsmanship typically found in furnishings costing much more. Book-matched walnut veneers and traditional molding are standard. But which do you choose, the beauty of a wood top or the durability of a laminate top with wood, glass or grille doors? Barrington has options to suit your impeccable taste. You're wise to demand integrity and value. Barrington delivers both, in traditional style. Barrington earns SCS Indoor Advantage™ Gold and level® 3 certifications and is available with FSC® certified wood which can contribute to LEED® points.

Chassis Hardwood veneer

Worksurfaces Hardwood veneer (Standard or Matte/Satin sheen); Laminate top option; Traditional mitered rim profile

Features Mitered base/cornice; Picture frame molding on desks; Wood, beveled glass or grille doors; Center drawer and dictation slide standard on desks; Two pull styles; Meets and/or exceeds ANSI/BIFMA X5.5-2008

Power/Data Standard grommets; Optional cord management

Wood Finishes IntegraClear® Environmentally-friendly UV Finish; Antimicrobial Silver Ion Protection; TF Truffle, CW Cordovan, DW Judicial, MH Mocha

Worksurface Laminates TF Truffle, CW Cordovan, DW Judicial, MH Mocha



Barrington. Bringing traditional confidence with impeccable style to today's fast-paced world.



Features and Options




Mitered Rim Profile



Classic Pull/Knob
Antique Brass



Provincial Pull/Knob
Antique Brass

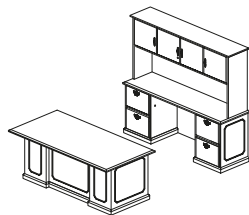


Verona Pull/Knob
Antique Brass and Classic Nickel



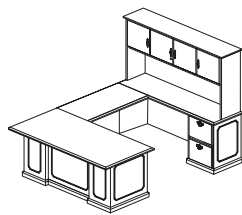
Dictation Slide

Desk/Workstation Typicals



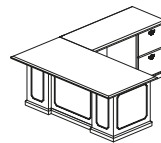
6' x 9' Desk Typical

Wood Veneer/Laminate Worksurface
\$8,442 List



6' x 8.5' U-Unit Typical

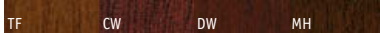
Wood Veneer/Laminate Worksurface
\$7,868 List



6' x 7' L-Unit Typical

Wood Veneer/Laminate Worksurface
\$4,905 List

Wood Finishes and Worksurface Laminates





Captivate® Casegoods, Mocha Finish, Slide Rim Profile, Spiral Pulls in Satin Nickel Metallic
Eloquence® Executive/Conference Seating, Showcase Cream
Eloquence® Lounge Seating, Momentum Illumina Natural

Captivate's lustrous veneers and attentive details showcase pure professionalism.

Captivated by its sheer beauty, you'll also be taken by how easily Captivate bridges traditional and transitional styles for an accommodating casegood series showcasing pure professionalism. Timeless touches such as a prominent cornice, mitered base molding, recessed modesty panels, along with optional glass doors, complement subtly, yet in a manner that will be noticed. What's more, Captivate earns SCS Indoor Advantage™ Gold and level® 3 certifications and is available with FSC® certified wood which can contribute to LEED® points.

Chassis Hardwood veneer

Worksurfaces Hardwood veneer (Standard or Matte/Satin sheen); Laminate top option; Two rim profile options

Features Mitered base/cornice, Arc cornice tops; Wood or Opaque glass doors; Two pull styles; Meets and/or exceeds ANSI/BIFMA X5.5-2008

Lock Cores Black or Silver

Power/Data Specialized surface grommets; Hinged desk pedestals; Optional cord management

Wood Finishes IntegraClear® Environmentally-friendly UV Finish; Antimicrobial Silver Ion Protection; IM Brighton, NM Natural, HN Honey, CL Caramel, TF Truffle, AC Autumn, MC Amber, CW Cordovan, DW Judicial, MH Mocha

Worksurface Laminates IM Brighton, NM Natural, HN2 Honey 2, CL Caramel, TF Truffle, AC2 Autumn 2, MC Amber, CW Cordovan, DW Judicial, MH Mocha




Captivate. Clean, transitional styling mingles easily with modern and traditional settings.



Features and Options



Oblique Rim Profile



Slide Rim Profile



Spiral Pull

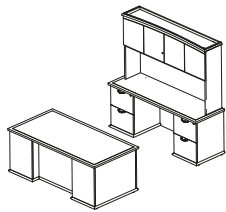
462 Cinder
501 Platinum Metallic
503 Satin Nickel Metallic



Summit Pull

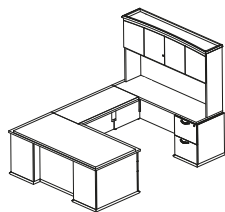
462 Cinder
501 Platinum Metallic
503 Satin Nickel Metallic

Desk/Workstation Typicals



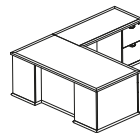
6' x 9' Desk Typical

Wood Veneer/Laminate Worksurface
\$9,736 List



6' x 9' U-Unit Typical

Wood Veneer/Laminate Worksurface
\$9,973 List



6' x 6.5' L-Unit Typical

Wood Veneer/Laminate Worksurface
\$5,451 List

Wood Finishes and Worksurface Laminates





Casbah® Casegoods, Honey Finish, Flat Façade Profile in Platinum Metallic, Balance Pulls in Platinum Metallic, Dune Pebble Tack Boards
Aurora® Executive/Conference Seating, Stinson Block Party Top Hat
Acquaint® Guest Seating, Stinson Block Party Top Hat

Luxury casegoods with a mix of fresh materials and undeniable style.

For image-sensitive atmospheres, Casbah echoes assurances of stability and confidence. A recessed façade worksurface detail isolates horizontal and vertical planes to create the perception of surfaces in suspension. Specify wood or glass doors to evoke transitional or contemporary feelings. Choices for personalized storage include wardrobe and entertainment cabinets, plus wall mount cabinets and highback organizers in two heights. A technology option permits easy integration with workflows. Casbah earns SCS Indoor Advantage™ Gold and level® 3 certifications and is available with FSC® certified wood which can contribute to LEED® points.

Chassis Hardwood veneer

Worksurfaces Hardwood veneer (Standard or Matte/Satin sheen)

Features Wood or painted recessed façade; Wood or opaque glass doors; Three pull styles; Meets and/or exceeds ANSI/BIFMA X5.5-2008

Power/Data Specialized surface grommets; Byrne Interlink™ System; Tambour door modesty panel; Optional cord management

Lock Cores Black or Silver

Wood Finishes IntegraClear® Environmentally-friendly UV Finish; Antimicrobial Silver Ion Protection; IM Brighton, NM Natural, HN Honey, CL Caramel, TF Truffle, AC Autumn, MC Amber, CW Cordovan, DW Judicial, MH Mocha

Metal and Façade Colors 462 Cinder, 501 Platinum Metallic, 503 Satin Nickel Metallic



Casbah. High style. Desirable convenience. Casbah works for you anywhere in the organization.



Want **more** Casbah®?



www.NationalOfficeFurniture.com/MoreCasbah

Features and Options



Reed Façade Profile
Wood Finishes



Flat Façade Profile
Wood Finishes
462 Cinder
501 Platinum Metallic
503 Satin Nickel Metallic



Balance Pull
462 Cinder
501 Platinum Metallic
503 Satin Nickel Metallic

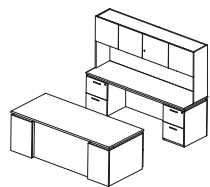


Sweep Pull
462 Cinder
501 Platinum Metallic
503 Satin Nickel Metallic

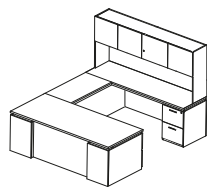


Groove Pull
462 Cinder
501 Platinum Metallic
503 Satin Nickel Metallic

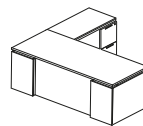
Desk/Workstation Typicals



6' x 9' Desk Typical
Wood Veneer
\$10,179 List



6' x 8.5' U-Unit Typical
Wood Veneer
\$10,419 List



6' x 6.5' L-Unit Typical
Wood Veneer
\$5,883 List

Wood Finishes



Metal and Façade Colors





Clever® Casegoods, Truffle Finish, Tack Board in Repetition Reed
Aurora® Executive/Conference Seating, Sedona Buckskin

Clever's compact, efficient footprint puts sustainability, productivity and convenience all within easy reach.

Clever lets you stretch your space as well as your budget. From handsome hardwood finishes to durable laminate top options... from the unique, space-saving cockpit design to the distinctively styled edge... every aspect of this contemporary selection illustrates thinking beyond traditional boundaries. Quick-fastener connections require no tools so set up is a snap. Hinged bridge modesty panels provide convenient access to electrical and data outlets. What's more, Clever earns SCS Indoor Advantage™ Gold and level® 3 certifications and is available with FSC® certified wood which can contribute to LEED® points.

Chassis Hardwood veneer

Worksurfaces Hardwood veneer (Standard or Matte/Satin sheen); Laminate top option; Knife rim profile

Features Quick-fastener tool-less installation; Fluted acrylic doors with wood frame; One pull style; Meets and/or exceeds ANSI/BIFMA X5.5-2008

Power/Data Standard grommets; Hinged bridge modesty panels; Optional cord management

Wood Finishes IntegraClear® Environmentally-friendly UV Finish; Antimicrobial Silver Ion Protection; IM Brighton, NM Natural, HN Honey, CL Caramel, TF Truffle, AC Autumn, MC Amber, CW Cordovan, DW Judicial, MH Mocha

Worksurface Laminates IM Brighton, NM Natural, HN2 Honey 2, CL Caramel, TF Truffle, AC2 Autumn 2, MC Amber, CW Cordovan, DW Judicial, MH Mocha



Clever. A fresh, crisp style makes the Clever series a convenient and innovative workspace.



Features and Options



Knife Rim Profile



Keen Pull
Satin Nickel

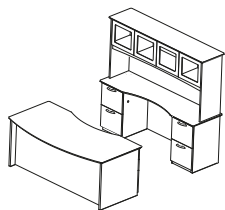


Quick-Fastener



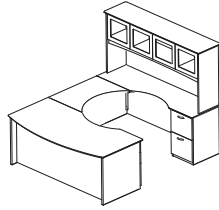
Hinged Modesty Panels

Desk/Workstation Typicals



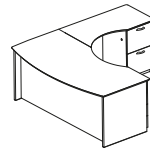
6' x 9' Desk Typical

Wood Veneer
\$7,594 List
Wood Veneer/Laminate Worksurface
\$7,253 List



6' x 8.5' U-Unit Typical

Wood Veneer
\$7,130 List
Wood Veneer/Laminate Worksurface
\$6,828 List



6' x 6.5' L-Unit Typical

Wood Veneer
\$4,144 List
Wood Veneer/Laminate Worksurface
\$3,900 List

Wood Finishes and Worksurface Laminates





Escalade® Casegoods, Cordovan Finish
Aurora® Executive/Conference Seating, Davenport Black

With an emphasis on professionalism and exquisite style, Escalade is designed to set you apart from the rest.

Your passion for excellence is evident in everything you do... even in the furnishing choices you make. With exquisite design bridging traditional and contemporary styles, Escalade brings an elegance befitting your professionalism. Features include timeless touches such as stepped cornice, cracked glass door fronts and satin nickel hardware. Escalade reflects the extraordinary qualities that set you apart from the rest. Escalade earns SCS Indoor Advantage™ and level® 3 certifications and is available with FSC® certified wood which can contribute to LEED® points.

Chassis Hardwood veneer

Worksurfaces Hardwood veneer (Standard or Matte/Satin sheen); Mitered rim profile

Features Mitered base/cornice; Wood or cracked silkscreen glass doors; One pull style; Meets and/or exceeds ANSI/BIFMA X5.5-2008

Power/Data Standard grommets; Optional cord management

Lock Cores Black or Silver

Wood Finishes IntegraClear® Environmentally-friendly UV Finish; Antimicrobial Silver Ion Protection; IM Brighton, NM Natural, HN Honey, CL Caramel, TF Truffle, AC Autumn, MC Amber, CW Cordovan, DW Judicial, MH Mocha



Escalade. When the magnitude of your success calls for a larger solution, Escalade gives you grand choices.



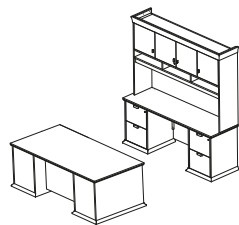
Features and Options



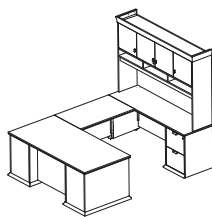
Tribeca Rim Profile

Fluid Pull/Knob
Satin Nickel

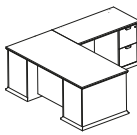
Desk/Workstation Typicals



6' x 9' Desk Typical
Wood Veneer
\$9,843 List



6' x 8.5' U-Unit Typical
Wood Veneer
\$9,556 List



6' x 6.5' L-Unit Typical
Wood Veneer
\$5,410 List

Wood Finishes





Flourish® Casegoods, Cordovan Finish, Fluted Rim Profile
 Mix-it® Task Seating, Brisa® Distressed Buckskin

Thrive in the style, productivity and exceptional value of Flourish casegoods.

Looks can be deceiving in a good way. Take a look at Flourish and then take another look at how far Flourish can stretch your dollar with transitional styling and a product offering that can accommodate any work environment. What's more, you get National's quality, reliability and environmental commitment with Flourish earning SCS Indoor Advantage™ Gold and level® 3 certifications along with being available with FSC® certified wood which can contribute to LEED® points. For added convenience, specify Flourish from our Quick Delivery program, "To You In 10 Days or Less", when you need quality, fully assembled office furniture solutions fast. Watch your organization grow with Flourish.

- Chassis** Hardwood veneer
- Worksurfaces** Hardwood veneer (Standard or Matte/Satin sheen); Laminate top option; Two rim profile options
- Features** Two pull styles; Meets and/or exceeds ANSI/BIFMA X5.5-2008
- Power/Data** Standard grommets; Optional cord management
- Lock Cores** Black or Silver
- Wood Finishes** IntegraClear® Environmentally-friendly UV Finish; Antimicrobial Silver Ion Protection; IM Brighton, NM Natural, HN Honey, CL Caramel, TF Truffle, AC Autumn, MC Amber, CW Cordovan, DW Judicial, MH Mocha
- Worksurface Laminates** IM Brighton, NM Natural, HN2 Honey 2, CL Caramel, TF Truffle, AC2 Autumn 2, MC Amber, CW Cordovan, DW Judicial, MH Mocha



Flourish. Transitional styling and a product offering that can accommodate any work environment.



Features and Options



Fluted Rim Profile



Eased Rim Profile



Curved Pull

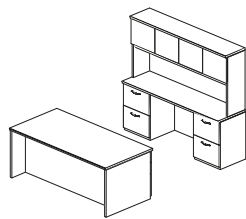
Black
501 Platinum Metallic



Elongated Pull

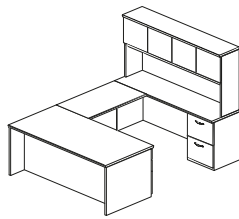
Black
501 Platinum Metallic

Desk/Workstation Typicals



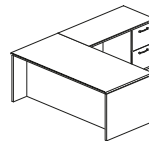
6' x 9' Desk Typical

Wood Veneer
\$6,308 List
Wood Veneer/Laminate Worksurface
\$6,078 List



6' x 8.5' U-Unit Typical

Wood Veneer
\$5,810 List
Wood Veneer/Laminate Worksurface
\$5,539 List



6' x 7' L-Unit Typical

Wood Veneer
\$3,581 List
Wood Veneer/Laminate Worksurface
\$3,407 List

Wood Finishes and Worksurface Laminates





Hiland™ Casegoods, Autumn Finish, Pillar Rim Profile, Crescent Pulls in Cinder
Journey® Executive/Conference Seating, Essence/Ultraleather™ Chamois

Hiland brings rare luxuriance and comfort to the private office with an exceptional selection at a great price.

Stunning hardwood veneers, accented with the graceful lines of an optional arc top, testify to the value of the person behind the desk. Arrayed with a choice of smart accessories, Hiland keeps clutter at bay while it accommodates even the busiest multi-tasker. Hiland's understated elegance speaks to the well-being of the people it serves. Not to mention, sustainable attributes such as being certified to level® 3 and SCS Indoor Advantage™ Gold as well as being available with FSC® certified wood; all which can contribute to LEED® points.

Chassis Hardwood veneer

Worksurfaces Hardwood veneer (Standard or Matte/Satin sheen); Three rim profile options

Features Three pull styles; Meets and/or exceeds ANSI/BIFMA X5.5-2008

Power/Data Standard grommets; Optional cord management

Lock Cores Black or Silver

Wood Finishes IntegraClear® Environmentally-friendly UV Finish; Antimicrobial Silver Ion Protection; IM Brighton, NM Natural, HN Honey, CL Caramel, TF Truffle, AC Autumn, MC Amber, CW Cordovan, DW Judicial, MH Mocha



Hiland. Delivering an understated elegance to any office environment.



Features and Options




Taper Rim Profile



Pillar Rim Profile



Reed Rim Profile



Triangle Pull
462 Cinder
501 Platinum Metallic

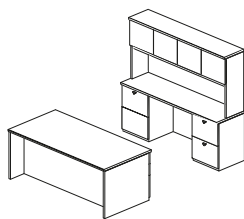


Crescent Pull
462 Cinder
501 Platinum Metallic

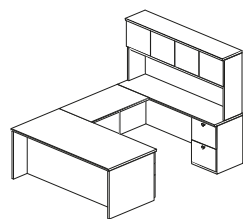


Bar Pull
462 Cinder
501 Platinum Metallic

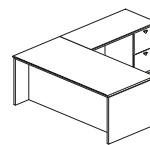
Desk/Workstation Typicals



6' x 9' Desk Typical
Wood Veneer
\$7,856 List



6' x 8.5' U-Unit Typical
Wood Veneer
\$7,223 List



6' x 6.5' L-Unit Typical
Wood Veneer
\$4,360 List

Wood Finishes





Roosevelt™ Casegoods, Cordovan Finish, Scroll Pulls in Classic Nickel, Dune Clear Sky Tack Board
Journey® Executive/Conference Seating, Brisa® Distressed Iron

Roosevelt simplifies traditional design while providing options that fit your needs.

Roosevelt is high on traditional styling yet easy on budgets. Complementing National's popular Barrington® series, Roosevelt offers similar successful design features such as rich veneers, optional laminate surfaces for added durability and a mitered rim profile and base detailing. Choose Roosevelt's optional picture frame molding on desk models for that classic charm or go without if a cleaner look is desired. Roosevelt simplifies traditional design while providing options that fit your needs. Attractive and an exceptional value, Roosevelt earns SCS Indoor Advantage™ Gold and level® 3 certifications and is available with FSC® certified wood which can contribute to LEED® points.

Chassis Hardwood veneer

Worksurfaces Hardwood veneer (Standard or Matte/Satin sheen); Laminate top option; Traditional mitered rim profile

Features Mitered base/cornice; Optional picture frame molding on desks; Center drawer and dictation slide standard on desks; One pull style; Meets and/or exceeds ANSI/BIFMA X5.5-2008

Power/Data Standard grommets; Optional cord management

Wood Finishes IntegraClear® Environmentally-friendly UV Finish; Antimicrobial Silver Ion Protection; TF Truffle, CW Cordovan, DW Judicial, MH Mocha

Worksurface Laminates TF Truffle, CW Cordovan, DW Judicial, MH Mocha



Roosevelt. Traditionally styled and attractively priced.




Features and Options



Mitered Rim Profile



Scroll Pull/Knob
Antique Brass
Classic Nickel

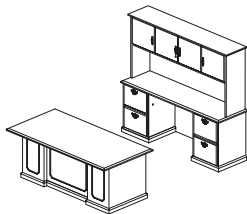


Dictation Slide



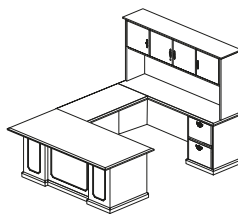
Optional Picture Frame
Molding on Desks

Desk/Workstation Typicals



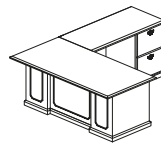
6' x 9' Desk Typical

Wood Veneer
\$6,899 List
Wood Veneer/Laminate Worksurface
\$6,612 List



6' x 8.5' U-Unit Typical

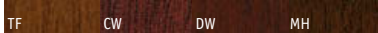
Wood Veneer
\$7,214 List
Wood Veneer/Laminate Worksurface
\$6,843 List



6' x 7' L-Unit Typical

Wood Veneer
\$4,007 List
Wood Veneer/Laminate Worksurface
\$3,720 List

Wood Finishes and Worksurface Laminates





Arrowood™ Casegoods, Sable Laminate
Mix-it® Task Seating, Jacks Flash

Arrowood laminate adds the durability you need to the affluence you deserve.

Like its wood veneer sibling, this grouping features the same clean lines and options that have made the Arrowood name an icon for contemporary styling. Specify 3/4 or full pedestal heights to handle your storage needs with corresponding modesty panels for an exquisite finish. All laminate surfaces with vinyl-wrapped mitered rim offers exceptional durability and budget-stretching power. Arrowood earns SCS Indoor Advantage™ and level® 3 certifications and is available with FSC® certified wood which can contribute to LEED® points.

Chassis Laminate

Worksurfaces Laminate; Mitered rim profile

Features Full and 3/4 height pedestals; Integrated pulls; Meets and/or exceeds ANSI/BIFMA X5.5-2008

Power/Data Standard grommets; Optional cord management

Lock Cores Black or Silver

Laminates IM Brighton, NM Natural, HN2 Honey 2, CL Caramel, 793 Acorn, 792 Sable, TF Truffle, AC2 Autumn 2, MC Amber, CW Cordovan, DW Judicial, MH Mocha, 791 Palisander



Arrowood. An essential mix of quality and design.



Full Pedestals with Full Modesty Panels



3/4 Pedestals with 3/4 Modesty Panels

Arrowood. Budget-stretching attractiveness and battle-tested durability.



Features and Options



Mitered Rim Profile



Integrated Pull

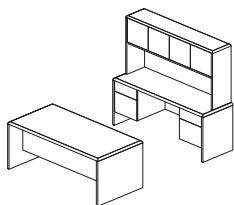


Full Pedestals

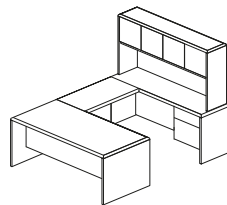


3/4 Pedestals

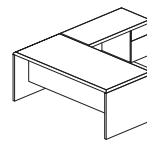
Desk/Workstation Typicals



6' x 9' Desk Typical
Laminate
\$3,436 List



6' x 8.5' U-Unit Typical
Laminate
\$3,404 List



6' x 6.5' L-Unit Typical
Laminate
\$1,720 List

Laminates





EnvyWorks® Casegoods, Amber Laminate
 Gotcha™ Task Seating, Spectrum Marigold

Envy comes in many forms. It's possible to have it all with EnvyWorks.

EnvyWorks can't help it that it's attractive, reliable, sustainable and extremely affordable. It just is. It starts with a subtle arc providing an artistic touch and moves into functional mode with P-shaped tops, extended corners and non-handed shell units. Plus, EnvyWorks' array of woodgrain, solid and pattern laminates are available to be mixed and matched on worksurfaces and chassis offering just as much creativity as it does durability. Speaking of having it all, EnvyWorks is certified SCS Indoor Advantage™, level® 3 and is available with FSC® certified wood; all which can contribute towards LEED® points.

Chassis Laminate

Worksurfaces Laminate; Softened PVC rim profile

Features Assembled and shell based units; 3/4 pedestals; Black arc cornice tops; Routed drawer arc accents; One pull style; Meets and/or exceeds ANSI/BIFMA X5.5-2008

Power/Data Standard grommets; Optional cord management

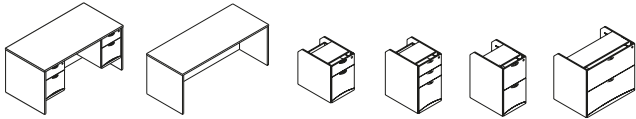
Lock Cores Black or Silver

Chassis Laminates IM Brighton, NM Natural, HN2 Honey 2, CL Caramel, 793 Acorn, 792 Sable, TF Truffle, AC2 Autumn 2, MC Amber, CW Cordovan, DW Judicial, MH Mocha, 791 Palisander, 405 Designer White, 420 Sandstone, 425 Shadow, 461 Graphite, 478 Platinum Grey, 480 Antique White

Worksurface Laminates IM Brighton, NM Natural, HN2 Honey 2, CL Caramel, 793 Acorn, 792 Sable, TF Truffle, AC2 Autumn 2, MC Amber, CW Cordovan, DW Judicial, MH Mocha, 791 Palisander, 405 Designer White, 420 Sandstone, 425 Shadow, 461 Graphite, 478 Platinum Grey, 480 Antique White, 802 White Nebula, 807 Silicon Evolv, 860 Neutral Santos, 874 Bronze Legacy



EnvyWorks flexibility. Choose assembled or shell based models for maximum flexibility and reconfiguration.



EnvyWorks. An array of woodgrain, solid and pattern laminates offer just as much creativity as it does durability.



Features and Options



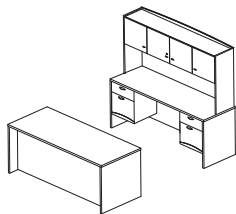
Softened PVC Rim Profile

Arc Pull/Knob
Black

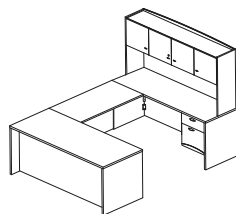
Black Arc Cornice Top

Routed Arc
Drawer Accents

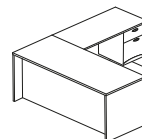
Desk/Workstation Typical



6' x 9' Desk Typical
Laminate
\$3,358 List



6' x 8.5' U-Unit Typical
Laminate
\$3,397 List



6' x 6.5' L-Unit Typical
Laminate
\$1,641 List

Chassis Laminates

IM	NM	HN2	CL	793	792	TF	AC2	MC	CW	DW	MH	791
405	420	425	461	478	480							

Worksurface Laminates

IM	NM	HN2	CL	793	792	TF	AC2	MC	CW	DW	MH	791
405	420	425	461	478	480							
802	807	860	874									



Franklin™ Casegoods, Cordovan Laminate
Medalist™ Executive/Conference Seating, Essence/Ultraleather™ Chamois

Frankly put... outstanding value, durability and sustainability.

Franklin offers all the classic charm with the durability and exceptional value of a laminate casegood. Mitered rim profile and base as well as picture frame molding provide the traditional touches for modest budgets to outfit private offices, conference rooms and reception areas. The traditional style is complemented by modern sustainability with Franklin earning level® 2 certification and available with FSC® certified wood which can contribute to LEED® points.

Chassis Laminate

Worksurfaces Laminate; Traditional mitered rim profile

Features Mitered base/cornice; Picture frame molding on desks; Center drawer and dictation slide standard on desks; One pull style; Meets and/or exceeds ANSI/BIFMA X5.5-2008

Power/Data Standard grommets; Optional cord management


Laminates CW Cordovan, DW Judicial



Franklin. All the classic charm with the durability and exceptional value of a laminate casegood.



Features and Options



Mitered Rim Profile

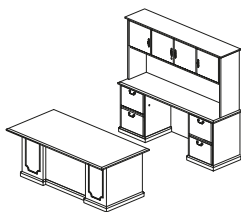


Drawer/Door Pull
Antique Brass



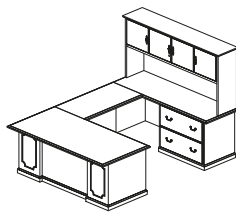
Dictation Slide

Desk/Workstation Typicals



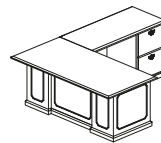
6' x 9' Desk Typical

Laminate
\$4,318 List



6' x 8.5' U-Unit Typical

Laminate
\$4,693 List



6' x 7' L-Unit Typical

Laminate
\$2,688 List

Laminates

CW

DW



Renegade™ Casegoods, Truffle and Designer White Laminates, Integrated Pulls, Dune Cactus Tack Board
Gotcha™ Task Seating, Spectrum Mimosa

Meet the latest rebel in collaborative, yet personalized space, Renegade.

From the standard office to open plan and mobile workforces to teaming as well as those areas requiring your creative hat, Renegade thrives in space innovation. This go anywhere and great looking laminate casegood series gives durability a new sense of style with mix and match laminate options, layered surfaces and tiered storage. Fully assembled and shell based components create versatility for the way your organization works today and tomorrow with incredible affordability. Not to mention, sustainable attributes such as being certified SCS Indoor Advantage™ Gold and level® 3 and available with FSC® certified wood; all which can contribute to LEED® points.

Chassis Laminate; *Horizontal or vertical grain direction available on select models

Worksurfaces Laminate; Softened PVC rim profile

Features Assembled and component units; Full, 3/4 and box/file height pedestals; Three pull styles; Meets and/or exceeds ANSI/BIFMA X5.5-2008

Power/Data Specialized surface grommets; Optional cord management

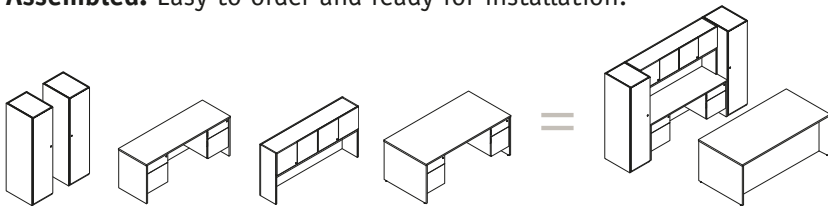
Lock Cores Black or Silver

Chassis Laminates IM Brighton, NM Natural, HN2 Honey 2, CL Caramel, 793 Acorn, 792 Sable, TF Truffle, AC2 Autumn 2, MC Amber, CW Cordovan, DW Judicial, MH Mocha, 791 Palisander, 403 Chamois, 405 Designer White, 419 Wallaby, 420 Sandstone, 425 Shadow, 440 Cloud, 461 Graphite, 462 Cinder, 478 Platinum Grey, 480 Antique White

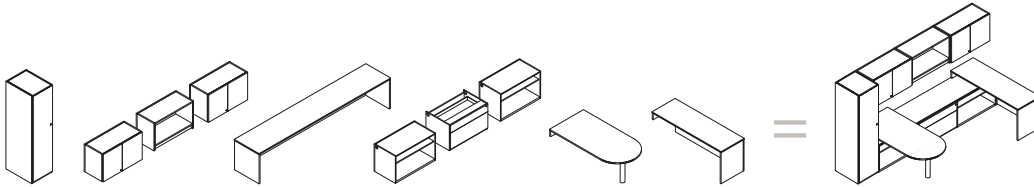
Worksurface Laminates IM Brighton, NM Natural, HN2 Honey 2, CL Caramel, 793 Acorn, 792 Sable, TF Truffle, AC2 Autumn 2, MC Amber, CW Cordovan, DW Judicial, MH Mocha, 791 Palisander, 403 Chamois, 405 Designer White, 419 Wallaby, 420 Sandstone, 425 Shadow, 440 Cloud, 461 Graphite, 462 Cinder, 478 Platinum Grey, 480 Antique White, 802 White Nebula, 805 Titanium Evolv, 807 Silicon Evolv, 809 Tungsten Evolv, 817 Olive Legacy, 860 Neutral Santos, 874 Bronze Legacy



Assembled. Easy to order and ready for installation.



Shell Based. Specify to fit your personal workspace needs.



Renegade. Thriving in space innovation.



Private Office



Collaborative Spaces



Open Plan Environments

Want **more** Renegade?



www.NationalOfficeFurniture.com/MoreRenegade

Chassis Laminates

IM	NM	HN2	CL	793	792*	TF	AC2	MC	CW	DW	MH	791*	403
405	419	420	425	440	461	462	478	480					

Worksurface Laminates

IM	NM	HN2	CL	793	792	TF	AC2	MC	CW	DW	MH	791	403
405	419	420	425	440	461	462	478	480	802	805	807	809	817
860	874												



Renegade™ Casegoods, Designer White and Truffle Laminates, Level Pulls in Platinum Metallic
 Triumph™ Executive/Conference Seating, Silvertext™ Sunkist
 Triumph™ Guest Seating, Twilight Tangerine

Features and Options



Softened PVC Rim Profile



Integrated Pull




Beam Pull
 462 Cinder
 501 Platinum Metallic



Level Pull
 462 Cinder
 501 Platinum Metallic



Renegade™ Caseloads, Amber Laminate, Integrated Pulls
Mix-it® Task and Guest Seating, Echo Crystal

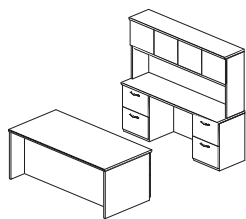


Renegade™ Caseloads, Antique White and Sandstone Laminates, Level Pulls in Platinum Metallic, Frosted Resin Privacy Screens, Twilight Chartreuse Pedestal Cushions
Fuel® Task Seating, Twilight Chartreuse

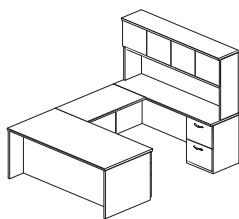


Renegade™ Caseloads, Honey Laminate, Integrated Pulls
Aurora® Executive/Conference Seating, Silvertext™ Ice

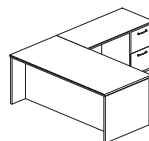
Desk/Workstation Typicals



6' x 9' Desk Typical
 Laminate
\$4,345 List



6' x 8.5' U-Unit Typical
 Laminate
\$4,006 List



6' x 6.5' L-Unit Typical
 Laminate
\$2,326 List



WaveWorks® Casegoods, Wallaby Paint and Mocha Laminate, Softened Rim Profile, Malibu Pulls in Platinum Metallic, Tack Board in Dune Basin, Cushion in Stinson Pacifica High Tide
Aurora® Executive/Conference Seating, Maharam Tread Macaw

Stylish metal solutions that are as attractive and versatile as they are durable.

From intense, high traffic environments, or spaces where you just need added durability, WaveWorks Metal delivers robust desk and storage solutions. With ten different paint finishes and nearly 30 laminate worksurface colors to choose from, metal toughness coincides with a designer look to be practical and spectacular or anything in between. What's more, WaveWorks Metal is certified level® 2 and SCS Indoor Advantage™ Gold assuring you the product is sustainable, produced in an environmentally and socially-friendly manner, and comes from a responsible manufacturer that promotes healthy indoor environments.

Chassis Metal

Worksurfaces Laminate; Two rim profile options

Features Assembled and component units; Three pull styles; Meets and/or exceeds ANSI/BIFMA X5.5-2008

Power/Data Specialized surface grommets; Worksurface wire manager option; Optional cord management

Lock Cores Black or Silver

Metal Chassis Paint Colors 403 Chamois, 405 Designer White, 419 Wallaby, 420 Sandstone, 425 Shadow, 440 Cloud, 461 Graphite, 462 Cinder, 480 Antique White, 485 Dark Chocolate, 501 Platinum Metallic, 503 Satin Nickel Metallic, 504 Taupe Metallic, 505 Satin Bronze Metallic

Worksurface Laminates IM Brighton, NM Natural, HN2 Honey 2, CL Caramel, 793 Acorn, 792 Sable, TF Truffle, AC2 Autumn 2, MC Amber, CW Cordovan, DW Judicial, MH Mocha, 791 Palisander, 403 Chamois, 405 Designer White, 419 Wallaby, 420 Sandstone, 425 Shadow, 440 Cloud, 461 Graphite, 462 Cinder, 478 Platinum Grey, 480 Antique White, 802 White Nebula, 805 Titanium Evolv, 807 Silicon Evolv, 809 Tungsten Evolv, 813 Saffron Tigris, 814 White Tigris, 817 Olive Legacy, 860 Neutral Santos, 873 Tawny Legacy, 874 Bronze Legacy



WaveWorks. Durable, versatile and adaptable.



Full Overlay Modesty Panel



Inset Modesty Panel


WaveWorks. Sturdy, sleek and ready to furnish the most intense environments.



Metal Chassis Paint Colors



Worksurface Laminates






WaveWorks® Casegoods, Platinum Metallic Paint and Mocha Laminate, Beam Pulls in Platinum Metallic, Pact Taupe Tack Board
 Mix-it® Mesh Back Task Seating, Sedona Poppy
 Mix-it® Mesh Back Guest Seating, Strand Red Licorice

Features and Options



Softened PVC Rim Profile
 Woodgrains/Solids



Reed PVC Rim Profile
 Woodgrains



Full Pedestals




3/4 Pedestals



Integrated Pull



Malibu Pull
 462 Cinder
 501 Platinum Metallic
 503 Satin Nickel Metallic



Beam Pull
 462 Cinder
 501 Platinum Metallic
 503 Satin Nickel Metallic



WaveWorks® Casegoods, Shadow Paint and Saffron Tigris Laminate, Beam Pulls in Cinder
 Respect® Executive/Conference Seating, Promessa® Linen
 Tag® Guest Seating, Boardwalk Gateway and Promessa® Woodpecker

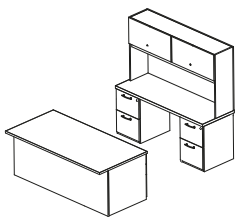


WaveWorks® Casegoods, Platinum Metallic Paint and Designer White Laminate,
 Integrated Pulls, Twilight Saucy Cushions
 Mix-it® Task Seating, Twilight Saucy

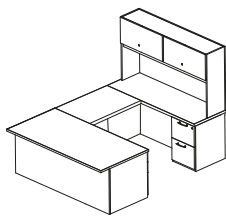


WaveWorks® Casegoods, Graphite Paint and Cloud Laminate, Integrated Pulls, Pact Fern Tack Boards
 Fuel® Task Seating, Spectrum Lime

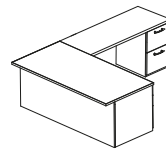
Desk/Workstation Typicals



6' x 9' Desk Typical
 Metal/Laminate Worksurface
\$4,037 List



6' x 8.5' U-Unit Typical
 Metal/Laminate Worksurface
\$4,222 List



6' x 6.5' L-Unit Typical
 Metal/Laminate Worksurface
\$2,294 List



Reception Desks

Mixed Materials

WaveWorks® 62

Wood Veneer

Arrowood™ 64
 Barrington® 65
 Captivate® 66
 Casbah® 67
 Clever® 68
 Escalade® 69
 Hiland™ 70
 Roosevelt™ 71

Laminate

EnvyWorks® 72
 Franklin™ 73
 Renegade™ 74



Functional, stylish and sustainable solutions to enhance your welcoming experience.

Make your guests feel welcome as soon as they walk through the door with furnishing solutions that complement the professionalism of your organization. At National and just like you, we believe in delivering an extraordinary experience. National provides nearly infinite choices in wood veneer, laminate and metal materials, with traditional, transitional and contemporary styles. Our stylish reception area furniture and cozy lobby and lounge seating are sure to indulge your guests and satisfy even the most refined tastes. Our products are certified to level® and for indoor air quality assuring you that our products are sustainable, produced in an environmentally and socially-friendly manner, promote healthy air quality and come from a responsible manufacturer.



All National® casegoods are level® 2 or 3 certified by SCS.



WaveWorks® ADA Reception Unit, Palisander and Designer White Laminates, Softened PVC Rim Profile, Balance Pulls in Platinum Metallic Exhibit™ Wall Rail Slution, Platinum Metallic Rails, Palisander Shelf Inserts

So inviting... to everyone.

A WaveWorks welcome offers an invitation that makes people feel comfortable. From simple to elegant, WaveWorks' variety of materials and finish combinations enables you to create the reception area your space needs for sufficient flow and desired level of interaction. With ADA compliant units, an extensive line of complementary seating, including lounge, tandem, ganging and bariatric, and Exhibit's wall rail capabilities, WaveWorks creates the perfect welcoming committee for your organization.

Chassis Hardwood veneer or Laminate; *Horizontal or vertical grain direction available on select models

Worksurfaces Hardwood veneer (Standard or Matte/Satin sheen), Laminate, Laminate with wood rim or Thermofoil; Nine rim profile options; Two top thickness options

Features Assembled and component units; Wood, laminate or glass transaction counters; Wood, laminate or frosted glass accent panels; Full and box/file height pedestals; Wood, laminate or frosted glass doors; Twenty-two pull styles; Meets and/or exceeds ANSI/BIFMA X5.5-2008

Wood Finishes IntegraClear® Environmentally-friendly UV Finish; Antimicrobial Silver Ion Protection; IM Brighton, NM Natural, HN Honey, CL Caramel, TF Truffle, AC Autumn, MC Amber, CW Cordovan, DW Judicial, MH Mocha

Laminate Drawer/Door Fronts and Chassis IM Brighton, NM Natural, HN2 Honey 2, CL Caramel, 793 Acorn, 792 Sable, TF Truffle, AC2 Autumn 2, MC Amber, CW Cordovan, DW Judicial, MH Mocha, 791 Palisander, 403 Chamois, 405 Designer White, 419 Wallaby, 420 Sandstone, 425 Shadow, 440 Cloud, 461 Graphite, 462 Cinder, 478 Platinum Grey, 480 Antique White


Worksurface Laminates IM Brighton, NM Natural, HN2 Honey 2, CL Caramel, 793 Acorn, 792 Sable, TF Truffle, AC2 Autumn 2, MC Amber, CW Cordovan, DW Judicial, MH Mocha, 791 Palisander, 403 Chamois, 405 Designer White, 419 Wallaby, 420 Sandstone, 425 Shadow, 440 Cloud, 461 Graphite, 462 Cinder, 478 Platinum Grey, 480 Antique White, 802 White Nebula, 805 Titanium Evolv, 807 Silicon Evolv, 809 Tungsten Evolv, 813 Saffron Tigris, 814 White Tigris, 817 Olive Legacy, 860 Neutral Santos, 873 Tawny Legacy, 874 Bronze Legacy

Worksurface Thermofoils 405 Designer White, 420 Sandstone, 440 Cloud, 466 Concrete Fiber, 480 Antique White, 484 Cashmere Fiber, MH Mocha

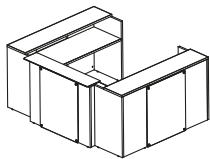
Metal Chassis Paint Colors 403 Chamois, 405 Designer White, 419 Wallaby, 420 Sandstone, 425 Shadow, 440 Cloud, 461 Graphite, 462 Cinder, 480 Antique White, 485 Dark Chocolate, 501 Platinum Metallic, 503 Satin Nickel Metallic, 504 Taupe Metallic, 505 Satin Bronze Metallic

Please reference pg. 18 for a complete list of features and options.



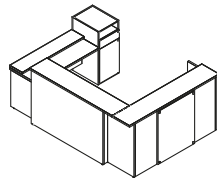


Reception Typicals



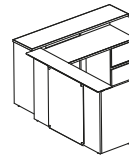
WaveWorks® Reception U-Unit Typical

D72" W114" H43"
 Wood Veneer
\$9,822 List
 Laminate
\$7,943 List



WaveWorks® ADA Reception U-Unit Typical

D75" W118" H43"
 Wood Veneer
\$10,067 List
 Laminate
\$8,118 List



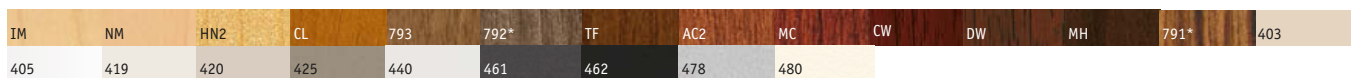
WaveWorks® Reception L-Unit Typical

D85" W72" H43"
 Wood Veneer
\$7,056 List
 Laminate
\$5,712 List


Wood Finishes




Drawer/Door Fronts and Chassis Laminates



Worksurface Laminates



Worksurface Thermofoils



Metal Chassis Paint Colors



Arrowood™ Reception Desks



Arrowood™ Veneer Casegoods, Truffle Finish and Palisander Laminate
Mix-it® Task Seating, Plush Down

Arrowood is a sleek, contemporary selection with wide appeal. Rich hardwood veneers and durable laminates, with full or 3/4 pedestals, offer luxuriance to any reception area. Complementary transaction counters are also available in laminate or veneer.

Chassis Hardwood veneer or Laminate

Worksurfaces Hardwood veneer (Standard or Matte/Satin sheen); Laminate top option; Mitered rim profile

Features Full and 3/4 height pedestals; Integrated pulls; Meets and/or exceeds ANSI/BIFMA X5.5-2008

Wood Finishes IntegraClear® Environmentally-friendly UV Finish; Antimicrobial Silver Ion Protection; IM Brighton, NM Natural, HN Honey, CL Caramel, TF Truffle, AC Autumn, MC Amber, CW Cordovan, DW Judicial, MH Mocha

Laminates IM Brighton, NM Natural, HN2 Honey 2, CL Caramel, 793 Acorn, 792 Sable, TF Truffle, AC2 Autumn 2, MC Amber, CW Cordovan, DW Judicial, MH Mocha, 791 Palisander

Please reference pg. 28 for a complete list of features and options.

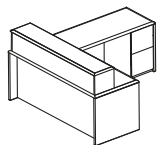
Wood Finishes



Laminates



Reception Typicals



Arrowood™ Reception L-Unit Typical

D88" W72" H45"

Wood Veneer

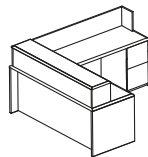
\$4,624 List

Wood Veneer/Laminate Worksurface

\$4,229 List

Laminate

\$2,664 List



Arrowood™ Reception L-Unit Typical

D88" W72" H45"

Wood Veneer

\$5,601 List

Wood Veneer/Laminate Worksurface

\$5,116 List

Laminate

\$3,201 List





Barrington® Casegoods and Occasional Tables, Mocha Finish, Verona Pulls in Classic Nickel
Justice® Executive/Conference Seating, Promessa® Briarwood
Justice® Guest Seating, Maharam Focus Ivory

Barrington offers a range of selections for a consistent flow from private offices to welcoming and reception areas, as well as conference and administrative solutions. Barrington's traditional and transitional styles create an impressionable look sure to complement your organization's culture.

Chassis Hardwood veneer

Worksurfaces Hardwood veneer (Standard or Matte/Satin sheen); Laminate top option; Traditional mitered rim profile

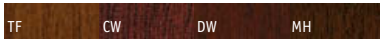
Features Mitered base/cornice; Picture frame molding on desks; Wood, Beveled glass or Grille doors; Center drawer and dictation slide standard on desks; Two pull styles; Meets and/or exceeds ANSI/BIFMA X5.5-2008

Wood Finishes IntegraClear® Environmentally-friendly UV Finish; Antimicrobial Silver Ion Protection; TF Truffle, CW Cordovan, DW Judicial, MH Mocha

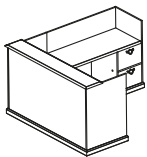
Worksurface Laminates TF Truffle, CW Cordovan, DW Judicial, MH Mocha

Please reference pg. 30 for a complete list of features and options.

Wood Finishes and Worksurface Laminates



Reception Typical



Barrington® Reception L-Unit Typical

D81" W72" H43"

Wood Veneer/Laminate Worksurface

\$6,345 List



Captivate® Reception Desks



Captivate® Caseloads and Occasional Table, Autumn Finish, Oblique Rim Profile, Summit Pulls in Cinder
Eloquence® Executive/Conference Seating, Essence/Ultraleather™ Raven
Eloquence® Lounge Seating, Maharam Transfer Licorice

First impressions are created in the reception area—awe your guests with the elegant styling of Captivate. Subtle details communicate prominence, stature, strength... and an air of solid quality. Two pull styles, in Satin Nickel Metallic, Cinder or Platinum Metallic, adorn a complete selection of hardwood finishes.

Chassis Hardwood veneer

Worksurfaces Hardwood veneer (Standard or Matte/Satin sheen); Laminate top option; Two rim profile options

Features Mitered base/cornice, Arc cornice tops; Wood or Opaque glass doors; Two pull styles; Meets and/or exceeds ANSI/BIFMA X5.5-2008

Wood Finishes IntegraClear® Environmentally-friendly UV Finish; Antimicrobial Silver Ion Protection; IM Brighton, NM Natural, HN Honey, CL Caramel, TF Truffle, AC Autumn, MC Amber, CW Cordovan, DW Judicial, MH Mocha

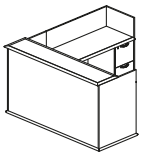
Worksurface Laminates IM Brighton, NM Natural, HN2 Honey 2, CL Caramel, TF Truffle, AC2 Autumn 2, MC Amber, CW Cordovan, DW Judicial, MH Mocha

Please reference pg. 32 for a complete list of features and options.

Wood Finishes and Worksurface Laminates



Reception Typical



Captivate® Reception L-Unit Typical

D84" W75" H43"

Wood Veneer/Laminate Worksurface

\$7,420 List





Make warm feelings immediate and memorable. Casbah’s U-shaped reception station provides an ideal welcome to sophisticated settings. It offers a generous workspace with privacy to enhance employee comfort and productivity. The striking arc modesty on reception units is sure to create a lasting first impression.

Chassis Hardwood veneer

Worksurfaces Hardwood veneer (Standard or Matte/Satin sheen)

Features Arc modesty panel; Wood or painted recessed façade; Wood or opaque glass doors; Three pull styles; Meets and/or exceeds ANSI/BIFMA X5.5-2008

Wood Finishes IntegraClear® Environmentally-friendly UV Finish; Antimicrobial Silver Ion Protection; IM Brighton, NM Natural, HN Honey, CL Caramel, TF Truffle, AC Autumn, MC Amber, CW Cordovan, DW Judicial, MH Mocha

Metal and Façade Colors 462 Cinder, 501 Platinum Metallic, 503 Satin Nickel Metallic

Please reference pg. 34 for a complete list of features and options.

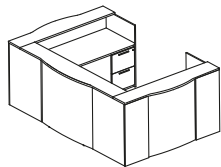
Wood Finishes



Metal and Façade Colors



Reception Typical



Casbah® Reception U-Unit Typical

D116" W72" H42"

Wood Veneer

\$12,495 List





Clever® Casegoods, Autumn Finish
 Mix-it® Task Seating, Strand Blaze
 Monterrey™ Lounge Seating, Essence/Ultraleather™ Curry and Maharam Marquee Penny
 Myriad™ Occasional Table, Autumn Finish

From handsome hardwood finishes to the durable laminate top options... from the unique, space-saving cockpit design to the distinctively styled edge... every aspect of Clever illustrates thinking beyond traditional boundaries. Clever lets you stretch your space as well as your budget.

Chassis Hardwood veneer

Worksurfaces Hardwood veneer (Standard or Matte/Satin sheen); Laminate top option; Knife rim profile

Features Quick-fastener tool-less installation; Fluted acrylic doors with wood frame; One pull style; Meets and/or exceeds ANSI/BIFMA X5.5-2008

Wood Finishes IntegraClear® Environmentally-friendly UV Finish; Antimicrobial Silver Ion Protection; IM Brighton, NM Natural, HN Honey, CL Caramel, TF Truffle, AC Autumn, MC Amber, CW Cordovan, DW Judicial, MH Mocha

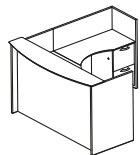
Worksurface Laminates IM Brighton, NM Natural, HN2 Honey 2, CL Caramel, TF Truffle, AC2 Autumn 2, MC Amber, CW Cordovan, DW Judicial, MH Mocha

Please reference pg. 36 for a complete list of features and options.

Wood Finishes and Worksurface Laminates



Reception Typical



Clever® Reception L-Unit Typical

D78" W72" H42"

Wood Veneer/Laminate Worksurface

\$5,116 List



EnvyWorks® Reception Desks



EnvyWorks® Casegoods, Honey and Sandstone Laminates, Softened PVC Rim Profile, Arc Pulls in Black
 Gotcha™ Task Seating, Speedway Finish Line
 Cinch® Stacking Seating, Blue

Make your reception area beautiful with EnvyWorks' virtually limitless palette of pattern, solid and woodgrain laminates with simplistic flexibility at a modest price.

Chassis Laminate

Worksurfaces Laminate; Softened PVC rim profile

Features 3/4 pedestals; Routed drawer arc accents; One pull style; Meets and/or exceeds ANSI/BIFMA X5.5-2008

Chassis Laminates IM Brighton, NM Natural, HN2 Honey 2, CL Caramel, 793 Acorn, 792 Sable, TF Truffle, AC2 Autumn 2, MC Amber, CW Cordovan, DW Judicial, MH Mocha, 791 Palisander, 405 Designer White, 420 Sandstone, 425 Shadow, 461 Graphite, 478 Platinum Grey, 480 Antique White

Worksurface Laminates IM Brighton, NM Natural, HN2 Honey 2, CL Caramel, 793 Acorn, 792 Sable, TF Truffle, AC2 Autumn 2, MC Amber, CW Cordovan, DW Judicial, MH Mocha, 791 Palisander, 405 Designer White, 420 Sandstone, 425 Shadow, 461 Graphite, 478 Platinum Grey, 480 Antique White, 802 White Nebula, 807 Silicon Evolv, 860 Neutral Santos, 874 Bronze Legacy

Please reference pg. 48 for a complete list of features and options.

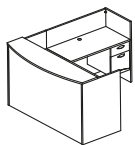
Chassis Laminates

IM	NM	HN2	CL	793	792	TF	AC2	MC	CW	DW	MH	791
405	420	425	461	478	480							

Worksurface Laminates

IM	NM	HN2	CL	793	792	TF	AC2	MC	CW	DW	MH	791
405	420	425	461	478	480							
802	807	860	874									

Reception Typical



EnvyWorks® Reception L-Unit Typical

D84" W72" H42"
 Laminate
 \$2,484 List





Escalade® Caseworks and Occasional Tables, Caramel Finish, Fluid Pulls in Satin Nickel
 Eloquence® Executive/Conference Seating, Showcase Bittersweet
 Eloquence® Lounge Seating, Stinson About Face Espresso

With exquisite design bridging traditional and contemporary styles, Escalade brings an elegance befitting your professionalism. Escalade reflects the extraordinary qualities that set you apart from the rest and makes a statement that enhances the perception of your entire organization.

Chassis Hardwood veneer

Worksurfaces Hardwood veneer (Standard or Matte/Satin sheen); Laminate top option; Traditional mitered rim profile

Features Mitered base/cornice; Wood or crackled silkscreen glass doors; One pull style; Meets and/or exceeds ANSI/BIFMA X5.5-2008

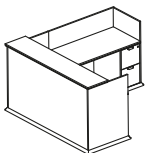
Wood Finishes IntegraClear® Environmentally-friendly UV Finish; Antimicrobial Silver Ion Protection; IM Brighton, NM Natural, HN Honey, CL Caramel, TF Truffle, AC Autumn, MC Amber, CW Cordovan, DW Judicial, MH Mocha

Please reference pg. 38 for a complete list of features and options.

Wood Finishes



Reception Typical



Escalade® Reception L-Unit Typical

D83" W75" H43"

Wood Veneer

\$7,117 List



Franklin™ Reception Desks



Franklin™ Caseloads and Occasional Table, Judicial Laminate
Arlington™ Executive/Conference and Guest Seating, Spectrum Black

Quality construction with an outstanding value in traditional décor make Franklin's product offering extremely durable and virtually maintenance-free. Specify a transaction counter for any desk or L unit and a stylish traditional reception desk is created.

Chassis Laminate

Worksurfaces Laminate; Traditional mitered rim profile


Features Mitered base/cornice; Picture frame molding on desks; Center drawer and dictation slide standard on desks; One pull style; Meets and/or exceeds ANSI/BIFMA X5.5-2008

Power/Data Standard grommets; Optional cord management

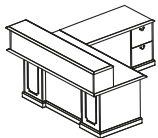
Laminates CW Cordovan, DW Judicial

Please reference pg. 50 for a complete list of features and options.

Laminates



Reception Typicals

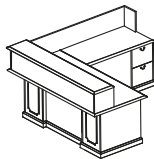


Franklin™ Reception L-Unit Typical

D85" W72" H45"

Laminate

\$3,161 List



Franklin™ Reception L-Unit Typical

D85" W72" H45"

Laminate

\$3,831 List





Hiland™ Caseloads, Judicial Finish, Taper Rim Profile, Bar Pulls, Platinum Metallic
 Respect® Executive/Conference Seating, Sedona Desert

Hiland's extensive line allows generous creative freedom. Simply add a transaction counter to any desk or L unit and a perfectly appointed reception desk is created. Pulls and edges are finishing touches for pieces that fit together as if custom made. Hiland is an exceptional selection at a great price.

Chassis Hardwood veneer

Worksurfaces Hardwood veneer (Standard or Matte/Satin sheen); Three rim profile options

Features Three pull styles; Meets and/or exceeds ANSI/BIFMA X5.5-2008

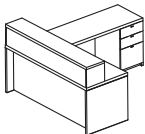
Wood Finishes IntegraClear® Environmentally-friendly UV Finish; Antimicrobial Silver Ion Protection; IM Brighton, NM Natural, HN Honey, CL Caramel, TF Truffle, AC Autumn, MC Amber, CW Cordovan, DW Judicial, MH Mocha

Please reference pg. 42 for a complete list of features and options.

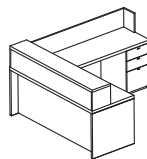
Wood Finishes



Reception Typicals



Hiland™ Reception L-Unit Typical
 D87" W72" H45"
 Wood Veneer
 \$5,157 List



Hiland™ Reception L-Unit Typical
 D87" W72" H45"
 Wood Veneer
 \$6,230 List



Roosevelt™ Reception Desks



Roosevelt™ Casegoods, Mocha Finish, Scroll Pulls in Classic Nickel
 Eloquence® Executive/Conference Seating, Momentum Hyphen Rust

This veneer casegood line is high on traditional styling yet easy on budgets. Offering rich veneers with optional laminate surfaces for added durability, Roosevelt simplifies traditional design while providing options that will outfit your reception area beautifully.

Chassis Hardwood veneer

Worksurfaces Hardwood veneer (Standard or Matte/Satin sheen); Laminate top option; Traditional mitered rim profile

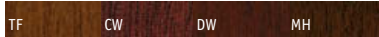
Features Mitered base/cornice; One pull style; Meets and/or exceeds ANSI/BIFMA X5.5-2008

Wood Finishes IntegraClear® Environmentally-friendly UV Finish; Antimicrobial Silver Ion Protection; TF Truffle, CW Cordovan, DW Judicial, MH Mocha

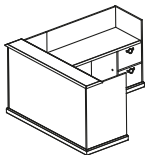
Worksurface Laminates TF Truffle, CW Cordovan, DW Judicial, MH Mocha

Please reference pg. 44 for a complete list of features and options.

Wood Finishes and Worksurface Laminates



Reception Typical



Roosevelt™ Reception L-Unit Typical

D81" W72" H43"

Wood Veneer

\$5,705 List

Wood Veneer/Laminate Worksurface

\$5,456 List





Renegade™ Casegoods, Mocha and Shadow Laminates, Beam Pulls in Platinum Metallic
Mix-it® Task Seating, Sedona Buckskin
Swift™ Lounge Seating, Sedona Buckskin
Myriad™ Occasional Table, Mocha Laminate

A first impression that matches functional needs with flexible design elements at an exceptional value.

This all laminate collection provides the utmost in durability while portraying the contemporary style you desire. Create an L or U reception desk configuration with your choice of laminate color combination and top it off with integrated pulls or external pulls in either Cinder or Platinum Metallic.

Chassis Laminate; *Horizontal or vertical grain direction available on select models

Worksurfaces Laminate; Softened PVC rim profile

Features Assembled and component units; Full, 3/4 and box/file height pedestals; Laminate accent panel; Three pull styles; Meets and/or exceeds ANSI/BIFMA X5.5-2008

Chassis Laminates IM Brighton, NM Natural, HN2 Honey 2, CL Caramel, 793 Acorn, 792 Sable, TF Truffle, AC2 Autumn 2, MC Amber, CW Cordovan, DW Judicial, MH Mocha, 791 Palisander, 403 Chamois, 405 Designer White, 419 Wallaby, 420 Sandstone, 425 Shadow, 440 Cloud, 461 Graphite, 462 Cinder, 478 Platinum Grey, 480 Antique White

Worksurface Laminates IM Brighton, NM Natural, HN2 Honey 2, CL Caramel, 793 Acorn, 792 Sable, TF Truffle, AC2 Autumn 2, MC Amber, CW Cordovan, DW Judicial, MH Mocha, 791 Palisander, 403 Chamois, 405 Designer White, 419 Wallaby, 420 Sandstone, 425 Shadow, 440 Cloud, 461 Graphite, 462 Cinder, 478 Platinum Grey, 480 Antique White, 802 White Nebula, 805 Titanium Evolv, 807 Silicon Evolv, 809 Tungsten Evolv, 817 Olive Legacy, 860 Neutral Santos, 874 Bronze Legacy

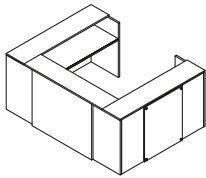
Please reference pg. 52 for a complete list of features and options.





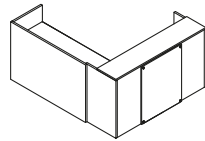
Renegade™ Caseworks, Truffle Laminate, Beam Pulls in Platinum Metallic
Aurora® Executive/Conference Seating, Orbit Moon

Reception Typicals



Renegade™ Reception U-Unit Typical

D72" W116" H43"
Laminate
\$3,047 List



Renegade™ Reception L-Unit Typical

D85" W72" H43"
Laminate
\$2,069 List

Chassis Laminates

IM	NM	HN2	CL	793	792*	TF	AC2	MC	CW	DW	MH	791*	403
405	419	420	425	440	461	462	478	480					

Worksurface Laminates

IM	NM	HN2	CL	793	792	TF	AC2	MC	CW	DW	MH	791	403
405	419	420	425	440	461	462	478	480	802	805	807	809	817
860	874												



Exhibit™ Wall Rail Solution



Some see a wall. Exhibit sees a blank canvas.

Every building has walls and sometimes knowing what to do with them may be a tough decision. Say hello to Exhibit™. It removes barriers and transforms the walls into purposeful design elements offering a variety of solutions for all workplace, collaborative and social environments. Exhibit lets the walls do the “heavy lifting” creating a lighter, airier aesthetic while providing easy access to electrical and data. Exhibit’s wall rail solution supports WaveWorks® and Epic™ worksurfaces and overhead cabinets, which can be positioned anywhere along the rail. The rail, along with tackable and marker board inserts, can be field scribed for a custom fit without the custom price. Exhibit’s applications are endless and seamlessly compatible with our WaveWorks and Epic series or complements existing freestanding products.



Exhibit™ is level® 3 certified by SCS.



Exhibit™ Wall Rail Solution, Platinum Metallic Wall Rails and Slat Wall, Repetition Almond Tack Board Inserts
WaveWorks® Caseloads, Natural Laminate
Respect® Executive/Conference Seating, Silvertex™ Celery

Enhancing spaces by evolving the way you look at walls. Exhibit does more with less.

Revitalize existing offices, common areas and stand alone furnishings with Exhibit's components for a refreshed look. Utilize lower rails with WaveWorks® or Epic™ worksurfaces and pedestals to create an economical solution. Exhibit's efficient use of wall space and various inserts, such as slat walls with work tools, marker boards and tack boards, serve as an organizational coach, brainstormer or an impromptu art gallery. No matter your budget or space, Exhibit offers the flexibility to accommodate with stylish, functional furnishings from simple to the more sophisticated tastes.

Inserts Tack board, slat wall with tack, slat wall, porcelain magnetic marker board and laminate marker board inserts

Features Organizing shelves, Wall rails, tack boards and HPL marker board inserts can be field scribed to provide a custom fit; Trim channels provide a clean aesthetic and acts as an expansion joint between tiles; WaveWorks® and Epic™ overhead storage cabinets mount onto upper wall rails, surfaces mount anywhere along lower wall rails with worksurface brackets

Power/Data Vertical Cable Manager attaches to insert trim channels to route and disguise task light cords

Wall Rail Paint Colors 462 Cinder, 501 Platinum Metallic, 503 Satin Nickel Metallic

Tack Board Fabrics Dune (Grade A): 8600 Drift, 8601 Windblown, 8602 Erosion, 8603 Haze, 8604 Kamelos, 8606 Pebble, 8607 Gecho, 8608 Nectar, 8610 Clear Sky, 8614 Basin, 8615 Raven, 8620 Darkness, 8621 Golden; Repetition (Grade A): 3700 Ash, 3705 Willow, 3709 Java, 3713 Stainless, 3715 Almond, 3721 Reed, 3726 Kiwi, 3737 Sisal, 3744 Tawny, 3753 Steel, 3766 Wicker, 3775 Grey Green, 3782 Honeycomb, 3785 Blue Grass, 3792 Spa, 3799 Cornflower; Pact (Grade B): 25401 Aloe, 25402 Azure, 25403 Calla, 25404 Coastal, 25405 Delft, 25406 Dove, 25407 Dragon, 25408 Eureka, 25409 Fern, 25410 Harbour, 25411 Lily, 25412 Lime, 25413 Midnight, 25414 Nectar, 25415 Patina, 25416 Putty, 25417 Roast, 25418 Roma, 25419 Rubine, 25420 Sketch, 25421 Tanzanite, 25422 Taupe, 25423 Toasty



From wall to wonderful. Exhibit's philosophy is simple: let the walls do the work.



Exhibit. Where there's a wall, there's a way.



Want **more** Exhibit?



www.NationalOfficeFurniture.com/MoreExhibit

Metal Colors



Tack Board Fabrics





Exhibit™ Wall Rail Solution, Cinder Wall Rails, Repetition Stainless Tack Board Inserts
WaveWorks® Flip/Nest Tables, Cloud Laminate
Universal Deluxe Lectern, Cloud Laminate
Fuel® Task Seating and Stool, Spectrum Cornflower

Wall Rails



Wall Rails

462 Cinder, 501 Platinum Metallic, 503 Satin Nickel Metallic



Wall Rail with Faceplate



Wall Rail with Faceplate and Full End Trim



WaveWorks® Caseloads, Sable Laminate, Softened Rim Profile, Horizon Pulls in Satin Nickel Metallic
 Exhibit™ Wall Rail Solution, Satin Nickel Metallic Wall Rails, Sable Laminate Shelf Inserts, Pact Taupe Tack Insert
 Aurora® Executive/Conference Seating, Stinson Cannon Beach Piper



Exhibit™ Wall Rail Solution, Platinum Metallic Wall Rails and Slat Walls, Repetition Stainless Tack Board Inserts
 WaveWorks® Caseloads, Platinum Metallic Paint and Designer White Laminate
 Cinch® Barstool, Marshmallow and Silvertex™ Celery



Tag® Stacking Seating, Silvertex™ Sapphire and Natural Finish, Platinum Metallic Frames
 Exhibit™ Wall Rail Solution, Platinum Metallic Rails, Dune Basin Tack Board Inserts
 WaveWorks® Tables, Natural Laminate, Platinum Metallic Bases

Inserts



Tack Board

- Mounts between upper and lower wall rails
- Available in Dune, Repetition and Pact tack board fabrics



Slat Wall

- Horizontal slats support work tools providing convenient above surface storage
- Available in 462 Cinder, 501 Platinum Metallic, or 503 Satin Nickel Metallic



Slat Wall with Tack

- An economical solution when overhead storage will cover the top portion of the insert
- Available in 462 Cinder, 501 Platinum Metallic, or 503 Satin Nickel Metallic
- Available in Dune, Repetition and Pact tack board fabrics



Porcelain Marker Board

- White porcelain, dry erase marker board is also magnetic



Laminate Marker Board

- White HPL laminate, dry erase marker board



Organizing Shelves

- Available in laminate or veneer, or a combination of both



Chameleon™ Privacy Solution



The perfect fit for your desired level of privacy.

Our privacy solution divides space while wrapping freestanding furniture in open plan environments. If you need to maximize your office square footage while providing separate work areas, reconfigurable dividers are just what you need. Sophisticated design elements allow the movable partitions to create a work space that complements traditional, transitional and contemporary styles. As the name suggests, Chameleon's appearance is subtle. But its benefits stand out. National designed Chameleon to be a sophisticated, flexible privacy solution that easily adapts to your environment.



Chameleon™ is level® 2 certified by SCS.



Clever® Casegoods and Table, Truffle Finish, Mobile Pedestal Cushions in Twilight Nude
Mix-it® Mesh Back Task Seating, Stinson Algiers Smoke
Chameleon™ Clear Polycarbonate Dividers, Platinum Metallic Frames and Slat Zones, Repetition Reed Tack Zones

Enhancing spaces by evolving the way you look at walls. Exhibit does more with less.

Chameleon adapts to virtually any environment by offering various sizes, materials and finish options. Designed with fewer components than conventional panel systems, it's easy to specify, install and reconfigure making it the most simply designed privacy solution in the marketplace! Whether your office reflects natural or contemporary materials, Chameleon adapts with a palette of nine wood veneers and polycarbonate, in clear or smoke, to complement your interiors.

Dividers Single dividers, L hinged dividers, Butterfly™ hinged dividers

Toppers Frosted resin; Creates standing height privacy

Metal Frame Paint Colors 462 Cinder, 501 Platinum Metallic

Hardwood Veneer Divider Inserts IntegraClear® Environmentally-friendly UV Finish; IM Brighton, NM Natural, HN Honey, CL Caramel, TF Truffle, AC Autumn, MC Amber, CW Cordovan, DW Judicial, MH Mocha


Polycarbonate Divider Inserts Clear polycarbonate; Smoke polycarbonate

Features Adjustable leveling foot; Flexible "living" hinge; Wall mount starter kit; Magna, Marker and Slat Zones; Coat hanger and Name holder accessories

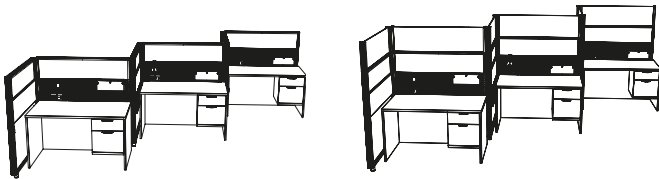
Power/Data Optional divider grommets; Horizontal wire manager with PowerLogic™ Intercoupler Solution



Chameleon. Wrap casegoods or create an open environment.




Chameleon. Seated or standing height privacy.



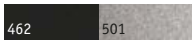
Chameleon. Thriving in space innovation.



Wood Finishes



Metal Colors



Want **more** Chameleon™?



www.NationalOfficeFurniture.com/MoreChameleon




Chameleon™ Clear Polycarbonate Dividers with Platinum Metallic Frames, Shown with Toppers and Slat Zones
WaveWorks® Metal Casegoods, Platinum Metallic Paint and Judicial Finish
Fuel® Intensive Use Task Seating, Twilight Ocean

Frames and Divider Inserts



Frames
462 Cinder
501 Platinum Metallic



Divider Inserts
Wood Veneer
Clear Polycarbonate
Smoke Polycarbonate



Toppers
Frosted Resin



Optional Grommet



Chameleon™ Privacy Solution, Clear Polycarbonate Dividers with Cinder Frames, Shown with **Toppers**
Renegade™ Casegoods, Platinum Grey Laminate
Mix-it® Task Seating, Stinson Block Party Top Hat



Chameleon™ Privacy Solution, Clear Polycarbonate Dividers with Platinum Metallic Frames
WaveWorks® Metal Casegoods, Sandstone Paint and Antique White Laminate
Tag® Stacking Seating, Maharam Tread Scotch

Dividers



Single Dividers
 Height: 54" (68" with Topper)
 Widths: 24", 30", 36", 42", 48"



L Hinged Dividers
 Height: 54" (68" with Topper)
 Widths: 24"x24", 24"x48", 36"x36", 48"x24", 48"x48"



Butterfly™ Hinged Dividers
 Height: 54" (68" with Topper)
 Widths: 36"x36"x36", 48"x48"x48"

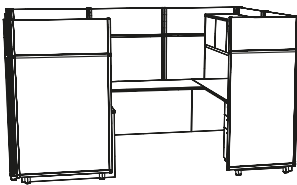


Toppers
 Height: 14"
 Widths: 24", 30", 36", 42", 48"



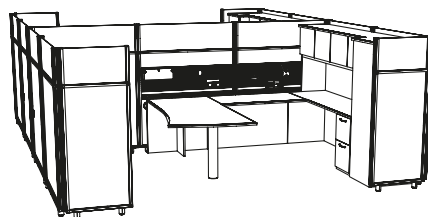
Chameleon™ Privacy Solution, Clear Polycarbonate Dividers with Platinum Metallic Frames, Shown with Toppers and Slat Zones
 Renegade™ Casegoods, Designer White and Autumn Laminates
 Fuel® Task Seating, Maharam Aria Brazen

Divider Typicals



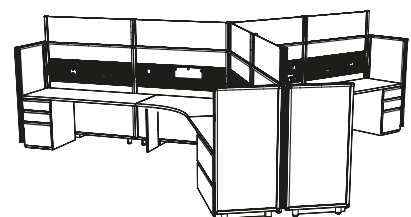
1 Person Divider Typical

D72" W107" H68"
 Wood Veneer Dividers
\$9,106 List
 Polycarbonate Dividers
\$6,828 List
 (Casegoods excluded)



2 Person Divider Typical

D144" W168" H68"
 Wood Veneer Dividers
\$16,467 List
 Polycarbonate Dividers
\$11,977 List
 (Casegoods and accessories excluded)



3 Person 120° Divider Typical

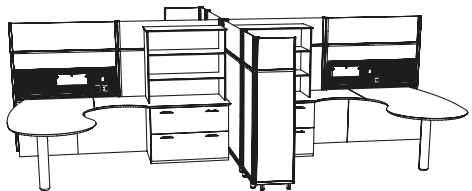
D168" W168" H68"
 Wood Veneer Dividers
\$10,915 List
 Polycarbonate Dividers
\$7,967 List
 (Casegoods and accessories excluded)



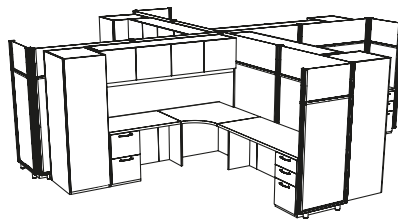
Chameleon™ Privacy Solution, Autumn Veneer Dividers with Cinder Frames
WaveWorks® Tables, Autumn Finish
Triumph™ Non-Wood Guest Seating, Spectrum Marigold



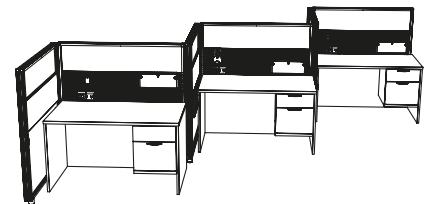
Chameleon™ Privacy Solution, Clear Polycarbonate Dividers, Shown with Toppers
WaveWorks® Casegoods, Truffle Laminate
Cinch® Beam Seating, Brownie and Stinson Lava Obsidian
Cinch® Stacking Seating, Brownie



4 Person Divider Typical
 D144" W196" H68"
 Wood Veneer Dividers
\$10,338 List
 Polycarbonate Dividers
\$9,140 List
 (Casegoods and accessories excluded)



4 Person Divider Typical
 D192" W192" H68"
 Wood Veneer Dividers
\$13,475 List
 Polycarbonate Dividers
\$9,672 List
 (Casegoods excluded)



6 Person Touchdown Divider Typical
 D144" W144" H54"
 Wood Veneer Dividers
\$7,575 List
 Polycarbonate Dividers
\$5,127 List
 (Casegoods and accessories excluded)

Center Drawers



Wood Center Drawer

Features Angled front edge; Extends 10"; Pencil divider; Upgraded suspension available
Wood Finishes/Laminates IM Brighton, NM Natural, HN Honey, CL Caramel, TF Truffle, AC Autumn, MC Amber, CW Cordovan, DW Judicial, MH Mocha

\$142-\$214 List



Laminate Center Drawer

Features Flat front edge; Extends 18"
Laminates IM Brighton, NM Natural, HN2 Honey 2, CL Caramel, 793 Acorn, 792 Sable, TF Truffle, AC2 Autumn 2, MC Amber, CW Cordovan, DW Judicial, MH Mocha, 791 Palisander, 403 Chamois, 405 Designer White, 419 Wallaby, 420 Sandstone, 425 Shadow, 440 Cloud, 461 Graphite, 462 Cinder, 480 Antique White

\$122 List



Plastic Center Drawer

Features Divided compartments; Black plastic

\$62 List

Wood Finishes and Laminates

IM	NM	HN	CL	793	792	TF	AC	MC	CW	DW	MH	791	403
405	419	420	425	440	461	462	480						

Drawer Organizers



Box Drawer Convenience Tray

Features Divided compartments; Fits 15" wide pedestals; Molded black plastic

\$22 List



Carousel Tray

Features Rotates outward left/right; Divided compartments; Molded black plastic

\$113 List



Drawer Organizer

Features Individual compartments for organizing small office supplies; Convenient Post-it® note storage; Tape Dispenser; Black plastic

\$118 List

Organizational Tools



Vertical Pigeon Hole Storage

Features Use under Casbah®, Renegade™, WaveWorks® and Epic™ highback organizers; Sits on worksurface
Wood Finishes/Laminates IM Brighton, NM Natural, HN/HN2 Honey 2, CL Caramel, 793 Acorn, 792 Sable, TF Truffle, AC/AC2 Autumn, MC Amber, CW Cordovan, DW Judicial, MH Mocha, 791 Palisander, 403 Chamois, 405 Designer White, 419 Wallaby, 420 Sandstone, 425 Shadow, 440 Cloud, 461 Graphite, 462 Cinder, 478 Platinum Grey, 480 Antique White

\$313-\$662 List



Organizing Stacker

Features Use in Casbah®, Renegade™, WaveWorks® and Epic™ overhead storage cabinets, highback organizers and bookcases; Creates smaller compartments; Use one or stack multiple units
Wood Finishes/Laminates IM Brighton, NM Natural, HN/HN2 Honey 2, CL Caramel, 793 Acorn, 792 Sable, TF Truffle, AC/AC2 Autumn, MC Amber, CW Cordovan, DW Judicial, MH Mocha, 791 Palisander, 403 Chamois, 405 Designer White, 419 Wallaby, 420 Sandstone, 425 Shadow, 440 Cloud, 461 Graphite, 462 Cinder, 478 Platinum Grey, 480 Antique White

\$249-\$569 List



Wood Finishes and Laminates

IM	NM	HN	CL	793	792	TF	AC	MC	CW	DW	MH	791	403
405	419	420	425	440	461	462	478	480					

Keyboard Kits



Basic Adjustable Keyboard Kit

Features Keyboard mechanism, clamp, wrist pad, mouse tray; Simultaneous tilt/height adjust; 360° swivel; 17" arm

\$416 List



Ergonomic Adjustable Keyboard Kit

Features Keyboard mechanism, tray platform, foam gel wrist pad, adjustable mouse tray; Tray adjusts -10° to 15°, slides in/out under worksurface; Arm tilts, moves up/down; 360° swivel; 17" arm

\$511 List



Intuitive Adjustable Keyboard Kit

Features Keyboard mechanism, tray platform, foam gel wrist pad, adjustable mouse tray; Dial tilt adjusts -10° to 15°, slides in/out under worksurface; Arm tilts, moves up/down; 360° swivel; 17" or 21¾" arm

\$590-\$651 List



Clever® Keyboard Kit

Features Keyboard mechanism, tray platform, foam gel wrist pad, adjustable mouse tray; Simultaneous tilt/height adjustment; Slides in/out under worksurface; 360° swivel; 14" arm; Use only with Clever® Casegoods

\$474 List



Sit-to-Stand Adjustable Keyboard Kit

Features Intuitive height adjustment from sitting to standing, 7" below/4¾" above worksurface; Tray adjusts -10° to 15°

\$651 List

Keyboard Trays/Sleeves



Keyboard Tray

Features Height adjustable; Black metal

\$150 List



Keyboard Tray/Mouse Pad

Features Height adjustable keyboard tray, adjustable palm rest, sliding mouse tray; Mouse tray extends on left/right side of keyboard; Black metal

\$329 List



Corner Sleeve

Features Creates a 45° worksurface; Black metal

\$105-\$135 List

Lighting



Task Light

Features Attaches to underside of Highback Organizers, Wall Mount Cabinets and Work Organizers; Warm, white lamps included; 14 or 28 watts; Black finish

\$211-\$241 List



LED Linear Task Light

Features Attaches to underside of Highback Organizers, Wall Mount Cabinets and Work Organizers; Soft touch switch with instant on and fade-away off; Automatic time off (after 10 hours); Clear anodized aluminum with white end caps

\$235-\$435 List



Magnetic LED Strip Light

Features Magnetizes to underside of metal highback organizers and overhead cabinets; Mounting hardware included for use with laminate or wood highback organizers and overhead cabinets; Daisy chain up to three units; UL® listed; Silver finish

\$228-\$273 List

Monitor Arms



Clamp Mount Monitor Arm

Features Single, double, and triple options; Mounts flat panel monitor above the worksurface; Easily adjust monitor's angle/depth/height; Supports up to 20 lbs.; Arm raises to 19 1/2"; Extends to 27 1/2"; Rotates 360°; Clamps to worksurface; Silver or Black


\$395 List



Grommet Mount Monitor Arm

Features Single, double, and triple options; Mounts flat panel monitor above the worksurface; Easily adjust monitor's angle/depth/height; Supports up to 20 lbs.; Arm raises to 19 1/2"; Extends to 27 1/2"; Rotates 360°; Attaches through grommet in worksurface; Silver or Black

\$395 List



Slat Mount Monitor Arm

Features Attaches to Epicenter® and Exhibit™ slat walls; Mounts flat panel monitor above the worksurface; Easily adjust monitor's angle/depth/height; Supports up to 20 lbs.; Arm raises to 19 1/2"; Extends to 27 1/2"; Rotates 360°; Silver or Black

\$489 List

CPU Holders/Carts



Mobile CPU Cart

Features Black non-locking casters; Fits CPUs up to 9" wide; Supports up to 40 lbs.; Black

\$145 List



CPU Holder

Features Mounts to underside of worksurface; Height/width adjustable; Rotates 360°; Fits CPUs up to 9" wide; Supports up to 85 lbs.; Black

\$274 List

Wire Managers



Wire Manager

Features Use anywhere to route cords/cables; Attaches vertically or horizontally above or below worksurface; Black plastic

\$22 List



Horizontal Undersurface Wire Manager

Features Use anywhere to route cords/cables; Attaches below worksurface; Sold in sets of 6; Black plastic

\$79 List



Undersurface Wire Manager

Features Attache to underside of worksurface to route cords; Sold in sets of 5; Black nylon

\$26 List

Byrne Interlink® System



Interlink® System Use with Captivate®, Casbah®, Epic™ and WaveWorks® casegoods; Interlink modules each contain a pivoting power/grommet center that features two power outlets and two blank voice/data ports; Can be used with as few as one module or as many as eight modules; UL® recognized

Interlink® IQ System Use with Epic™, Renegade™ and WaveWorks® casegoods; Interlink IQ modules each contain a pivoting power/grommet that includes one power outlet and one blank voice/data port, or two power outlets; A non-sequential daisy chain solution; Up to eight modules can be daisy chained together in any combination; UL® recognized

Please reference the price lists for additional product information.

Power/Data



Conference Table Round Grommet and Round Electrical Grommet

Features Electrical grommet includes two power outlets and two Cat5E data ports; Removable cover; Use on conference tables; 4 1/4" diameter; Black plastic

Round Grommet
\$61 List

Electrical Grommet
\$382 List



Grommet

Features Two-piece; 2 1/4" diameter; Black nylon

\$28 List



Flexi Grommet

Features Flexible rubber; 2 3/8" diameter; Black

\$28 List



One Touch Pivoting Power Grommet

Features Includes one power outlet and one blank voice/data port; two power outlets; or one power outlet and two USB ports; Silver or Black

\$276-287 List



Power Center

Features Fits into racetrack and channel grommets; Extends 7 1/2" above worksurface; Four power outlets; 10' power cord; Black

\$216 List



Power/Communication Center

Features Fits into racetrack and channel grommets; Extends 7 1/2" above worksurface; Two power outlets and two blank voice/data ports; 10' power cord; Black

\$202 List



Corner Channel with Power

Features Attaches along inside corners; Four grounded power outlets and two voice/data ports; 15 Amp circuit breaker; 6' power cord; Black


\$299 List



Convenience Outlet

Features Attaches to underside of worksurface; Five power outlets, one telephone jack, 14' telephone cord; Remote on/off power switch; 10' power cord

\$181 List



Power Tower

Features Freestanding; Two power outlets and two blank voice/data ports per side (Four sides); 6' power cord

\$1,131 List



Power/Data Center

Features Fits into WaveWorks®, Epic™, Renegade™, EnvyWorks® round grommets; Two power outlets and two blank voice/data ports; Extends 3" above worksurface; 6' power cord; Black

\$258 List



Power Director

Features Attaches to underside of worksurface; Phone/fax/modem with surge protector; five high speed data ports and two sets of dual USB ports; 10' power cord; Black

\$114 List



PowerLogic™ Intercoupler System

Features Use on Chameleon™ divider; Mounts onto horizontal wire manager; Two power outlets and two blank voice/data ports; Available in sets of two or as many as a full set of eight

\$338 List (Set of 2)




PowerLogic™ Intercoupler System

Features Use on WaveWorks® training tables; Mounts onto aluminum J channel; Two power outlets and two blank voice/data ports; Available in sets of two or as many as a full set of eight

\$338 List (Set of 2)

Slat Walls



WaveWorks® Slat Wall

Features Horizontal slats provide vertical surface for hanging work tools; Mounts onto WaveWorks® highback organizer with curved shelves; 100 lb. load capacity; Black plastic with black fabric tackable space


\$342-\$409 List

Chameleon™ Slat Zone

Features Aluminum slat wall mounts directly onto wall or onto Chameleon™ dividers; Provides vertical surface for hanging work tools; Line slats together with Chameleon™ Slat Link

Metal Paint Colors 462 Cinder or 501 Platinum Metallic

\$91-\$268 List



Metal Work Tools



Shelf
Available in 24", 30", 36", 42", and 48" widths

\$87-\$132 List



Single Side Tray
\$79 List



Double Side Tray
\$109 List



Pocket Organizer
\$67 List



Slant Sorter
\$79 List



Binder Shelf
\$49 List



Black Pencil Tray
\$57 List

Metal Work Tools: Use with Epicenter and Exhibit slat walls
Metal Finishes: 462 Cinder, 501 Platinum Metallic, 503 Satin Nickel Metallic



Black Plastic Work Tools



Legal Paper Tray
\$49 List



Slant Sorter
\$50 List



Binder Shelf
\$36 List



Phone Holder
\$44 List



Accessory Tray
\$44 List



Pencil Cup
\$33 List

Clear Plastic Work Tools



Legal Paper Tray
\$49 List



Slant Sorter
\$50 List



Phone Holder
\$44 List



Accessory Tray
\$44 List



Pencil Cup
\$33 List

Plastic Work Tools: Use with Epicenter, Exhibit, WaveWorks and Chameleon slat walls

Tack Boards



Tack Boards

Features Mounts onto back panel of highback organizer or to wall; Most models feature wire management for task light cord; Available in a variety of heights and widths

Tack Board Fabrics Dune (Grade A): 8600 Drift, 8601 Windblown, 8602 Erosion, 8603 Haze, 8604 Kamelos, 8605 Fiddleneck, 8606 Pebble, 8607 Gecho, 8608 Nectar, 8610 Clear Sky, 8614 Basin, 8615 Raven, 8620 Darkness, 8621 Golden; Repetition (Grade A): 3700 Ash, 3705 Willow, 3709 Java, 3713 Stainless, 3715 Almond, 3721 Reed, 3726 Kiwi, 3737 Sisal, 3744 Tawny, 3753 Steel, 3766 Wicker, 3775 Grey Green, 3782 Honeycomb, 3785 Blue Grass, 3792 Spa, 3799 Cornflower; Pact (Grade B): 25401 Aloe, 25402 Azure, 25403 Calla, 25404 Coastal, 25405 Delft, 25406 Dove, 25407 Dragon, 25408 Eureka, 25409 Fern, 25410 Harbour, 25411 Lily, 25412 Lime, 25413 Midnight, 25414 Nectar, 25415 Patina, 25416 Putty, 25417 Roast, 25418 Roma, 25419 Rubine, 25420 Sketch, 25421 Tanzanite, 25422 Taupe, 25423 Toasty

\$204-\$473 List

Dune

Grade A 100% Polyester



Repetition

Grade A 75% Pre-Consumer Recycled Polyester, 25% Post-Consumer Recycled Polyester



Pact

Grade B 65% Pre-Consumer Recycled Polyester, 35% Post-Consumer Recycled Polyester



Presentation Products



Traditional Visual Board

Features Dry erase marker board; Pegs for hanging flip chart pad; Black tack board inside each door; Set of dry erase markers/eraser included; Hardwood Veneer; Picture frame molding on doors
Wood Finishes TF Truffle, CW Cordovan, DW Judicial, MH Mocha

\$2,190 List



Universal Visual Board

Features Dry erase marker board; Pegs for hanging flip chart pad; Black tack board inside each door; Two widths; Dry erase markers/eraser included; Available in wood or laminate
Wood Finishes/Laminates IM Brighton, NM Natural, HN/HN2 Honey, CL Caramel, 793 Acorn, 792 Sable, TF Truffle, AC/AC2 Autumn, MC Amber, CW Cordovan, DW Judicial, MH Mocha, 791 Palisander, 403 Chamois, 405 Designer White, 419 Wallaby, 420 Sandstone, 425 Shadow, 440 Cloud, 461 Graphite, 462 Cinder, 480 Antique White

\$1,364-\$2,126 List



Escalade® Visual Board Cornice Top

Features Mitered wood veneer cornice top attaches to top of Universal Visual Board; Two widths; Hardwood veneer
Wood Finishes IM Brighton, NM Natural, HN Honey, CL Caramel, TF Truffle, AC Autumn, MC Amber, CW Cordovan, DW Judicial, MH Mocha


\$460-\$531 List



Universal Media Shelf

Features Mounts to Universal Media Wall or sits on credenza surface; Cut-outs in base for wire access; Clear glass shelf with Platinum Metallic stanchions and hardwood veneer base; Widths: 48", 60", 72"

\$2,206 - \$2,428 List



Universal Media Wall

Features Wall mount or suspend and gang with media storage towers and media storage credenza; Removable panels for cord/wire management access; Includes Flat Screen Mount Kit; Three widths; Hardwood veneer or Laminate; Platinum Metallic accents
Wood Finishes/Laminates IM Brighton, NM Natural, HN/HN2 Honey, CL Caramel, 793 Acorn, 792 Sable, TF Truffle, AC/AC2 Autumn, MC Amber, CW Cordovan, DW Judicial, MH Mocha, 791 Palisander, 403 Chamois, 405 Designer White, 419 Wallaby, 420 Sandstone, 425 Shadow, 440 Cloud, 461 Graphite, 462 Cinder, 480 Antique White

\$3,697-\$4,138 List

Wood Finishes and Laminates

IM	NM	HN	CL	793	792	TF	AC	MC	CW	DW	MH	791	403
405	419	420	425	440	461	462	478	480					

Additional Accessories



Privacy Screens

Features Provide seating height privacy; Attaches to or sits on worksurface; Tapered or Rectangular
Resins 1677 Frosted (Grade 1), 2877 Ting Ting (Grade 2), 2977 Scribble Cloud (Grade 2), 3377 Wisp Silver (Grade 3)
Felts 60 Light Blue, 63 Off White, 66 Orange, 67 Stone Gray
Metal Support Paint Colors 462 Cinder, 501 Platinum Metallic, 503 Satin Nickel Metallic

\$410-\$706 List
 (Freestanding, Rectangular)

\$410-\$706 List
 (Freestanding, Tapered)

\$410-\$706 List
 (Edge Mounted)

\$655-\$1,129 List
 (Edge Mounted with Modesty Panel)

\$604-\$1,349 List
 (Freestanding, Felt)

Resin Colors



Felt Colors



Metal Support Colors





Marker Board

Features Slim profile dry erase marker board with tray; White HPL board; Black aluminum trim

D1½" W47¾" H30"
\$380 List



Mobile Media Cart

Features Supports one plasma or LCD screen 37" to 70"; includes mounting bracket, one adjustable height shelf, wire management in rear, adjustable camera platform, and six port power module; Four 5" locking casters; Gun Metal Grey powder coat finish

D26" W36¼" H61"
\$4,400 List



Mobile Marker Board

Features High gloss, white laminate marker board; 4 locking casters; Adjustable brackets to hang flip chart
Metal Frames 462 Cinder, 501 Platinum Metallic, 503 Satin Nickel Metallic

D23¾" W32¾" H71¼"
\$1,540 List



Deluxe Lectern

Features Adjustable tilt writing surface, light, microphone, slide out shelf, slide out step stool, locking cabinet doors, convenience outlet for power access, hinged back panel for wire access and dual wheel casters; Hardwood Veneer or laminate; Platinum Metallic accents

Basic Lectern

Features Adjustable tilt writing surface, open cabinet and adjustable shelf; Hardwood Veneer or Laminate; Platinum Metallic accents

Set-On Surface Lectern

Features Adjustable tilt writing surface; Hardwood veneer or Laminate; Platinum Metallic accents

Mobile Lectern

Features Laminate with black pencil ledge; Mobile base available in Cinder, Platinum Metallic or Satin Nickel Metallic; Locking casters

Wood Finishes/Laminates IM Brighton, NM Natural, HN/HN2 Honey, CL Caramel, 793 Acorn, 792 Sable, TF Truffle, AC/AC2 Autumn, MC Amber, CW Cordovan, DW Judicial, MH Mocha, 791 Palisander, 403 Chamois, 405 Designer White, 419 Wallaby, 420 Sandstone, 425 Shadow, 440 Cloud, 461 Graphite, 462 Cinder, 480 Antique White

\$4,521-\$5,241 Starting List (Deluxe Lectern)

\$3,034-\$3,310 Starting List (Basic Lectern)

\$1,600-\$1,981 Starting List (Set-On Surface Lectern)

\$850 Starting List (Mobile Lectern)



Waste Container

Features Use in buffet or double door storage credenzas; Pivots in/out; White plastic

\$237 List



Cushion for Lower Height Storage

Features Use with lower height storage to create a bench seat; Anti-skid backer
Fabrics Available in all National® fabrics and Alliance partner fabrics

\$233-\$264 Grade 1 List



Desk Pad

Features Protective felt bottom; Black faux leather with white top-stitching

\$344 List



Filing & Storage

WaveWorks® Storage.....	100
WaveWorks® Metal Storage	102
Universal Storage.....	104



Furnishing your resource area has never been easier.

Our storage components are designed to work alone, as a group, or as complements to other National products. Designed not only to enhance your storage options, but to offer solutions for small or large scale applications in a generous range of price points to satisfy any budget. National's storage solutions keep your important resources at hand, making your office both stylish and productive.



All National® filing and storage components are level® certified by SCS.



WaveWorks® Files, Amber Finish and Designer White Laminate

Designed to blend with all office interiors and suited for a range of applications.

WaveWorks offers a variety of freestanding storage choices to keep any office humming with uncluttered efficiency. Get pieces designed for the way people work—whether they need frequent access or merely an occasional reference. Specify wood or laminate for beautiful consistency within your entire WaveWorks design scheme or any office environment.

Bookcases Hardwood veneer or Laminate; Fixed and adjustable shelves; D14" W36" H80" (Five Shelf Bookcase); D14" W36" H68" (Four Shelf Bookcase); D14" W36" H53" (Three Shelf Bookcase); D14" W36" H40" (Two Shelf Bookcase); D14" W36" H28" (One Shelf Bookcase)

Lateral Files Hardwood veneer or Laminate; Standard locking; Black or silver lock cores; Twenty-two pull styles; D24" W36" H53" (Four Drawer Lateral File); D24" W36" H42" (Three Drawer Lateral File); D24" W36" H29" (Two Drawer Lateral File)

Storage Cabinets Hardwood veneer or Laminate; Hardwood or laminate locking doors/drawers; Black or silver lock cores; Twenty-one pull styles; Left and right hinged models; D24" W24" H67" or 79" (Storage/Bookcase/Wardrobe Cabinet with Pedestal); D24" W24" H67" or 79" (Storage/Wardrobe Cabinet with Pedestal); D24" W18" H67" or 79" (Storage Cabinet with Pedestal); D24" W18" H67" or 79" (Storage Bookcase with Pedestal)

Wood Finishes IntegraClear™ Environmentally-friendly UV Finish; Antimicrobial Silver Ion Protection; IM Brighton, NM Natural, HN Honey, CL Caramel, TF Truffle, AC Autumn, MC Amber, CW Cordovan, DW Judicial, MH Mocha

Laminate Drawer/Door Fronts and Chassis IM Brighton, NM Natural, HN2 Honey 2, CL Caramel, 793 Acorn, 792 Sable, TF Truffle, AC2 Autumn 2, MC Amber, CW Cordovan, DW Judicial, MH Mocha, 791 Palisander, 403 Chamois, 405 Designer White, 419 Wallaby, 420 Sandstone, 425 Shadow, 440 Cloud, 461 Graphite, 462 Cinder, 478 Platinum Grey, 480 Antique White

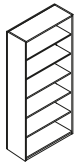
Please reference pg. 18 for a complete list of features and options.



WaveWorks. Providing high-style storage and organization.

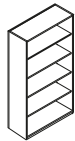


Bookcases



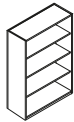
Five Shelf Bookcase

Wood Veneer
\$1,799 List
 Laminate
\$885 List



Four Shelf Bookcase

Wood Veneer
\$1,564 List
 Laminate
\$770 List



Three Shelf Bookcase

Wood Veneer
\$1,437 List
 Laminate
\$696 List



Two Shelf Bookcase

Wood Veneer
\$1,218 List
 Laminate
\$608 List



One Shelf Bookcase

Wood Veneer
\$1,065 List
 Laminate
\$521 List

Lateral Files



Four Drawer Lateral File

Wood Veneer
\$3,199 List
 Laminate Top/Wood Chassis
\$3,199 List
 Laminate
\$2,006 List



Three Drawer Lateral File

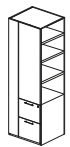
Wood Veneer
\$2,678 List
 Laminate Top/Wood Chassis
\$2,678 List
 Laminate
\$1,749 List



Two Drawer Lateral File

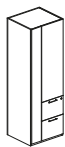
Wood Veneer
\$1,986 List
 Laminate Top/Wood Chassis
\$1,986 List
 Laminate
\$1,297 List

Storage Cabinets



Storage/Bookcase/Wardrobe Cabinet with Pedestal

Wood Veneer
\$3,265- \$3,581 List
 Wood Doors/Laminate Chassis
\$2,892- \$3,207 List
 Laminate
\$2,136- \$2,313 List



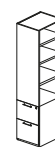
Storage/Wardrobe Cabinet with Pedestal

Wood Veneer
\$3,100- \$3,417 List
 Wood Doors/Laminate Chassis
\$2,726- \$3,042 List
 Laminate
\$1,971- \$2,149 List



Storage Cabinet with Pedestal

Wood Veneer
\$2,256- \$2,571 List
 Wood Doors/Laminate Chassis
\$1,918- \$2,186 List
 Laminate
\$1,266- \$1,442 List



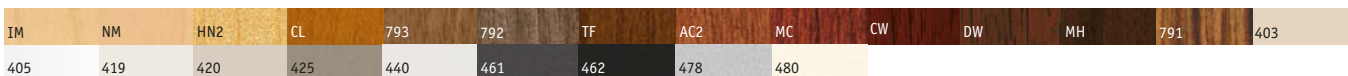
Storage Bookcase with Pedestal

Wood Veneer
\$2,394- \$2,709 List
 Wood Doors/Laminate Chassis
\$2,056- \$2,324 List
 Laminate
\$1,404- \$1,577 List

Wood Finishes



Drawer/Door Fronts and Chassis Laminates





WaveWorks® Metal Storage, Platinum Metallic

WaveWorks metal storage offers the strength and long-lasting beauty of steel.

Alloy components with integrated or external pulls are available in eight paints that are sure to complement any office environment. Whether your vision is bold or understated, WaveWorks gives you creative freedom to realize it in ways that enliven your organization and add value to people's performance.

Bookcases Metal; Fixed and adjustable shelves; D16" W36" H66" (Four Shelf Bookcase); D16" W36" H54" (Three Shelf Bookcase); D16" W36" H42" (Two Shelf Bookcase)

Lateral Files Metal chassis; Standard locking; Black or silver lock cores; Three pull styles; D18" W30" 36" or 42" H65" (Five High Lateral File with Top Recessed Door); D18" W30" 36" or 51" H51" (Five Drawer Lateral File); D18" W30" 36" or 42" H51" (Four Drawer Lateral File); D18" W30" 36" or 42" H40" (Three Drawer Lateral File); D18" W30" 36" or 42" H27" (Two Drawer Lateral File)

Storage Cabinets Metal; Locking doors/drawers; Three pull styles; Left hinged and right hinged models; D24" W24" H54" or 66" (Storage/Bookcase/Wardrobe Cabinet with Pedestal); D24" W24" H54" or 66" (Storage/Wardrobe Cabinet with Pedestal); D24" W15" H54" or 66" (Storage Cabinet with Pedestal)

Metal Chassis Paint Colors 403 Chamois, 405 Designer White, 419 Wallaby, 420 Sandstone, 425 Shadow, 440 Cloud, 461 Graphite, 462 Cinder, 480 Antique White, 485 Dark Chocolate, 501 Platinum Metallic, 503 Satin Nickel Metallic, 504 Taupe Metallic, 505 Satin Bronze Metallic

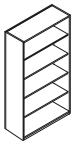
Please reference pg. 56 for a complete list of features and options.



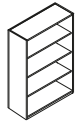
WaveWorks. Providing durable storage for all your resource needs.



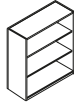
Bookcases



Four Shelf Bookcase
Metal
\$690 List



Three Shelf Bookcase
Metal
\$596 List



Two Shelf Bookcase
Metal
\$517 List

Lateral Files



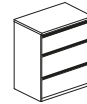
Five High Lateral File with Top Recessed Door
Metal
\$1,484-\$1,682 List



Five Drawer Lateral File
Metal
\$1,374-\$1,585 List



Four Drawer Lateral File
Metal
\$1,049-\$1,311 List

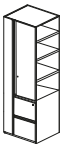


Three Drawer Lateral File
Metal
\$923-\$1,063 List



Two Drawer Lateral File
Metal
\$663-\$809 List

Storage Cabinets



Storage/Bookcase/Wardrobe Cabinet with Pedestal
Metal
\$1,539-\$1,662 List



Storage/Wardrobe Cabinet with Pedestal
Metal
\$1,391-\$1,494 List



Storage Cabinet with Pedestal
Metal
\$1,018-\$1,086 List

Metal Chassis Paint Colors





Universal Lateral Files, Bookcases and Table, Amber Laminate
Tag® Stacking Seating, Maharam Campus Afterglow

Universal bookcases and lateral files are the perfect means to keep your important resources at hand.

Choose fully-assembled veneer or ready-to-assemble laminate bookcases. Although the lines are slender and graceful, those adjustable shelves are sturdy enough to handle all your important resources. Our universal four drawer lateral files, with smooth gliding slides, let you organize documents front-to-back or side-to-side.

Bookcases Hardwood veneer or Laminate; Fixed and adjustable shelves; D12" W36" H84" (Five Shelf Bookcase); D12" W36" H72" (Four Shelf Bookcase); D12" W36" H60" (Three Shelf Bookcase); D12" W36" H48" (Two Shelf Bookcase); D12" W36" H30" or 36" (One Shelf Bookcase)

Lateral Files Laminate; Standard locking; Black or silver lock cores; Integrated pulls; D21" W36" H57"

Wood Finishes IntegraClear® Environmentally-friendly UV Finish; Antimicrobial Silver Ion Protection; IM Brighton, NM Natural, HN Honey, CL Caramel, TF Truffle, AC Autumn, MC Amber, CW Cordovan, DW Judicial, MH Mocha

Laminates IM Brighton, NM Natural, HN2 Honey 2, CL Caramel, 793 Acorn, 792 Sable, TF Truffle, AC2 Autumn 2, MC Amber, CW Cordovan, DW Judicial, MH Mocha, 791 Palisander, 405 Designer White, 420 Sandstone, 440 Cloud, 462 Cinder



Universal. Storage designed to complement any office environment.



Bookcases



Five Shelf Bookcase
Wood Veneer
\$1005 List
Laminate
\$630 List



Four Shelf Bookcase
Wood Veneer
\$945 List
Laminate
\$528 List



Three Shelf Bookcase
Wood Veneer
\$800 List
Laminate
\$466 List



Two Shelf Bookcase
Wood Veneer
\$675 List
Laminate
\$388 List



One Shelf Bookcase
Wood Veneer
\$561 List
Laminate
\$353 List



One Shelf Bookcase
Wood Veneer
\$501 List
Laminate
\$276 List

Lateral Files



Four Drawer Lateral File
Laminate
\$1,831 List

Features and Options



Wood Edge



Laminate Edge



Lateral File Edge

Wood Finishes



Laminates





Tables

Conference/Office Tables

Arrowood™	108
Barrington®	110
Captivate®	112
Casbah®	114
Clever®	116
Epic™	118
Escalade®	120
Flourish®	122
Franklin™	122
Hiland™	123
Universal	124
WaveWorks®	126

Cafe/Dining Tables 130

Collaborative Tables

Mio™	134
------	-----

Training Tables

WaveWorks® Flip/Nest Training Tables	136
WaveWorks® Training Tables	138

Table Bases 140


Table Accessories 142

Media Walls 144

Media/Storage Components 145

Occasional Tables

Arrowood™	148
Barrington®/Franklin™ /	
Roosevelt™	148
Captivate®	149
Casbah®	149
Clever®	150
Confide®	150
Eloquence®	151
Epic™	152
Escalade®	152
Pegos™	153
Myriad™	154
Reno®	156
Staccato™	157
Swift™	158
Tag®	159
Triumph™	159



Pull up a chair to confidence and collaboration.

With consistent quality, reliability and sustainability, National's table solutions embody a full line of versatile selections and functionality whether it's a board room, café, training area or an occasional table for that "What should we put there" spot. Enjoy attentive details, appropriate options, wall solutions, and technology conveniences that simply make sense.



National® tables are level® certified by SCS.

Want **more** Tables?



www.NationalOfficeFurniture.com/MoreTables



Arrowood™ Rectangle Top with Square Bases and Wire Management, Natural Finish, Shown with One Touch Double Pivoting Power Grommets in Black
Arrowood™ Entertainment Credenza, Natural Finish
Triumph™ Wood Executive/Conference Seating, Brisa® Distressed Manilla

Collaboration is more prevalent than ever and where people collaborate is about comfort and convenience.

Arrowood offers a range of table solutions in a variety of shapes and sizes with today's latest technology to accommodate regular meetings or impromptu touch downs. Arrowood's tables feature the same, distinct mitered rim and clean lines of the desks for a seamless flow from space to space throughout your organization.

Tops Hardwood veneer (Standard or Matte/Satin sheen), laminate with wood rim or laminate; Top thickness 1¹/₈" or 1¹/₂"

Square 36"x36", 42"x42", 48"x48", 54"x54", 60"x60"

Rectangle 36"x72", 42"x84", 48"x96", 48"x120", 48"x144", 48"x168", 48"x192", 48"x216", 48"x240", 60"x144", 60"x168", 60"x192", 60"x216", 60"x240"

Power/Data Optional cord management (See pg. 142-143)

Bases Hardwood veneer, laminate or metal (See pg. 140-141)

Wood Finishes IntegraClear® Environmentally-friendly UV Finish; Antimicrobial Silver Ion Protection; IM Brighton, NM Natural, HN Honey, CL Caramel, TF Truffle, AC Autumn, MC Amber, CW Cordovan, DW Judicial, MH Mocha

Laminates IM Brighton, NM Natural, HN2 Honey 2, CL Caramel, 793 Acorn, 792 Sable, TF Truffle, AC2 Autumn 2, MC Amber, CW Cordovan, DW Judicial, MH Mocha, 791 Palisander



Arrowood. Collaborate in style.



Rim Profile



Mitered Rim Profile

Top Shapes



Square

36" x 36" Table Top
Basic Square Base (x1)
\$1,731 Starting List*



Rectangle

42" x 84" Table Top
Basic Square Base (x2)
\$4,436 Starting List*

Media Storage Components



Entertainment Credenza


(Cutouts in back panel for venting)
D23" W72" H35"
Wood Veneer
\$3,651 List
Wood Veneer/Laminate Top
\$3,651 List



Printer/Telephone Stand

D23 1/2" W29 1/2" H29 1/2"
Wood Veneer/Laminate Top
\$1,044 List
Laminate
\$660 List

Wood Finishes



Laminates





Barrington® Boat Top with Panel Base Kit, Cordovan Finish, Shown with Power Data Oasis in Black
Barrington® Storage Credenza, Cordovan Finish
Exhibit™ Wall Rail Solution, Cinder Wall Rails, Marker Board Inserts
Arlington™ Executive/Conference Seating, Showcase Jet

Beautiful, classic style with all of today's collaborative needs and technology conveniences.

Raise the bar for traditional styling with the superb wood craftsmanship and meticulous attention to detail of Barrington. Trust Barrington to offer a level of quality that exceeds expectations and delights with charm and hospitality.

Tops Hardwood veneer (Standard or Matte/Satin sheen) or laminate with wood rim; Top thickness 1 1/8"

Round 36", 42", 48", 54", 60"

Square 36"x36", 42"x42", 48"x48", 54"x54", 60"x60"

Rectangle 36"x72", 42"x84", 48"x96", 48"x120", 48"x144", 48"x168", 48"x192", 48"x216", 48"x240", 60"x144", 60"x168", 60"x192", 60"x216", 60"x240"

Boat 36"x72", 42"x84", 48"x96", 48"x120", 48"x144", 48"x168", 48"x192", 48"x216", 48"x240", 60"x144", 60"x168", 60"x192", 60"x216", 60"x240"

Power/Data Optional cord management (See pg. 142-143)

Bases Hardwood veneer, laminate or metal (See pg. 140-141)

Wood Finishes IntegraClear® Environmentally-friendly UV Finish; Antimicrobial Silver Ion Protection; TF Truffle, CW Cordovan, DW Judicial, MH Mocha

Laminates TF Truffle, CW Cordovan, DW Judicial, MH Mocha



Barrington. Classic charisma with stately craftsmanship.



Rim Profile



Traditional Rim Profile

Top Shapes



Round
36" Top
Cylinder Base (x1)
\$2,991 Starting List*



Square
36" x 36" Table Top
Basic Square Base (x1)
\$2,646 Starting List*



Rectangle
42" x 84" Table Top
Basic Square Base (x2)
\$4,998 Starting List*



Boat
42" x 84" Table Top
Basic Square Base (x2)
\$5,160 Starting List*

Media Storage Components



Entertainment Credenza
(Cutouts in back panel for venting)
D21" W71½" H34½"
Wood Veneer
\$3,589 List
Wood Veneer/Laminate Top
\$3,589 List



Buffet Credenza
D21" W71½" H34½"
Wood Veneer
\$3,589 List
Wood Veneer/Laminate Top
\$3,589 List



Telephone Stand
D23½" W20½" H29½"
Wood Veneer
\$1,270 List
Wood Veneer/Laminate Top
\$1,270 List

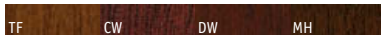


Printer/Telephone Stand
D23½" W29½" H29½"
Wood Veneer
\$1,352 List
Wood Veneer/Laminate Top
\$1,352 List
Laminate
\$723 List



Traditional Visual Board
D5" W48" H40"
Wood Veneer
\$2,126 List

Wood Finishes and Laminates





Captivate® Rectangle Top with Slide Rim Profile, Thick Panel Bases, Cordovan Finish, Shown with Power Data Oasis in Silver
Captivate® Entertainment Credenza, Cordovan Finish
Universal Media Wall, Cordovan Finish
Medalist™ Executive/Conference Seating, Showcase Jet

Be taken by pure professionalism, transitional styling and sheer wood beauty.

With its prominent cornice and mitered moldings, Captivate casegoods and array of table options are exquisitely crafted for those with refined tastes. From traditional settings to more modern spaces, be taken by how easily Captivate accommodates all aesthetics with the warmth and natural beauty of wood.

Tops Hardwood veneer (Standard or Matte/Satin sheen) or laminate; Top Thickness 1¹/₈" or 1¹/₂"

Square 36"x36", 42"x42", 48"x48", 54"x54", 60"x60"

Rectangle 36"x72", 42"x84", 48"x96", 48"x120", 48"x144", 48"x168", 48"x192", 48"x216", 48"x240", 60"x144", 60"x168", 60"x192", 60"x216", 60"x240"

Power/Data Optional cord management (See pg. 142-143)

Bases Hardwood veneer, laminate or metal (See pg. 140-141)

Wood Finishes IntegraClear® Environmentally-friendly UV Finish; Antimicrobial Silver Ion Protection; IM Brighton, NM Natural, HN Honey, CL Caramel, TF Truffle, AC Autumn, MC Amber, CW Cordovan, DW Judicial, MH Mocha

Laminates IM Brighton, NM Natural, HN2 Honey 2, CL Caramel, TF Truffle, AC2 Autumn 2, MC Amber, CW Cordovan, DW Judicial, MH Mocha



Captivate. Timeless touches of pure professionalism.



Rim Profiles



Oblique Rim Profile



Slide Rim Profile

Top Shapes



Square

36" x 36" Table Top
Basic Square Base (x1)
\$2,941 Starting List*



Rectangle

42" x 84" Table Top
Basic Square Base (x2)
\$5,625 Starting List*

Media Storage Components



Entertainment Cabinet

(Cutouts in back panel for venting)
D23½" W37" H73"
Wood Veneer
\$4,752 List



Entertainment Credenza

(Cutouts in back panel for venting)
D24" W73¼" H35½"
Wood Veneer
\$4,257 List
Wood Veneer/Laminate Top
\$4,257 List



Buffet Credenza

D24" W73¼" H35½"
Wood Veneer
\$4,257 List
Wood Veneer/Laminate Top
\$4,257 List

Wood Finishes and Laminates





Casbah® Square Top with Satin Nickel Metallic Flat Recessed Façade, Softened Square Base, Natural Finish
Casbah® Casegoods, Natural Finish
Eloquence® Guest Seating, Twilight Nude

Echoing assurance, stability and confidence, Casbah showcases success.

A recessed worksurface façade adds subtle, yet a dramatic touch highlighting the appeal of gorgeous wood table surfaces. Casbah is the epitome of achievement and offers the ideal settings so people can huddle around the table to achieve their goals.

Tops Hardwood veneer; Standard or Matte/Satin sheen; Top Thickness 1⁷/₁₆" or 1⁷/₈"

Square 42"x42", 48"x48"

Rectangle 36"x72", 42"x84", 48"x96", 48"x120", 48"x144", 48"x168", 48"x192", 48"x216", 48"x240"

Power/Data Optional cord management (See pg. 142-143)

Bases Hardwood veneer, laminate or metal (See pg. 140-141)

Façade Profiles Reed or flat

Wood Finishes IntegraClear® Environmentally-friendly UV Finish; Antimicrobial Silver Ion Protection; IM Brighton, NM Natural, HN Honey, CL Caramel, TF Truffle, AC Autumn, MC Amber, CW Cordovan, DW Judicial, MH Mocha

Metal and Façade Colors 462 Cinder, 501 Platinum Metallic, 503 Satin Nickel Metallic



Casbah. Executive allure, crowning achievement.



Façade Profiles



Reed Façade Profile
Wood Finishes




Flat Façade Profile
Wood Finishes
Satin Nickel Metallic
Cinder
Platinum Metallic



Top Shapes



Square
42" x 42" Table Top
Basic Square Base (x1)
\$2,941 Starting List*



Rectangle
42" x 84" Table Top
Basic Square Base (x2)
\$5,625 Starting List*

Media Storage Components



Entertainment Cabinet
(Cutouts in back panel for venting)
Wood Veneer
D23½" W36" H79½" D23½" W36" H68"
\$5,533 List \$4,941 List



Entertainment Credenza
(Cutouts in back panel for venting)
Wood Veneer
D24" W90" H34½" D24" W72" H34½"
\$5,344 List \$4,428 List



Buffet Credenza
Wood Veneer
D24" W90" H34½" D24" W72" H34½"
\$5,344 List \$4,428 List

Wood Finishes



Metal and Façade Colors





Clever® Rectangle Top, Panel Base Kit, Natural Finish, Shown with Power Data Oasis in Silver
Clever® Entertainment Credenza, Natural Finish
Universal Media Wall, Natural Finish
Aurora® Executive/Conference Seating, Stinson Block Party Top Hat

Fresh, contemporary styling with a budget-friendly personality.

You'll quickly notice the knife edge detail of Clever tables that brings out that modern look and feel. Clever casegoods and tables display the perfect balance of great design and exceptional value making it, well...clever.

Tops Hardwood veneer, Laminate; Standard or Matte/Satin sheen; Top Thickness 1", 1 1/8" or 1 1/2"

Round 36", 42", 48", 54", 60"

Square 36"x36", 42"x42", 48"x48", 54"x54", 60"x60"

Rectangle 36"x72", 42"x84", 48"x96", 48"x120", 48"x144", 48"x168", 48"x192", 48"x216", 48"x240", 60"x144", 60"x168", 60"x192", 60"x216", 60"x240"

Boat 36"x72", 42"x84", 48"x96", 48"x120", 48"x144", 48"x168", 48"x192", 48"x216", 48"x240", 60"x144", 60"x168", 60"x192", 60"x216", 60"x240"

Racetrack 36"x72", 42"x84", 48"x96", 48"x120", 48"x144", 48"x168", 48"x192", 48"x216", 48"x240", 60"x144", 60"x168", 60"x192", 60"x216", 60"x240"

Power/Data Optional cord management (See pg. 142-143)

Bases Hardwood veneer, laminate or metal (See pg. 140-141)

Wood Finishes IntegraClear® Environmentally-friendly UV Finish; Antimicrobial Silver Ion Protection; IM Brighton, NM Natural, HN Honey, CL Caramel, TF Truffle, AC Autumn, MC Amber, CW Cordovan, DW Judicial, MH Mocha

Laminates IM Brighton, NM Natural, HN2 Honey 2, CL Caramel, TF Truffle, AC2 Autumn 2, MC Amber, CW Cordovan, DW Judicial, MH Mocha



Clever. Ingeniously attractive from style to budget.



Rim Profiles



Knife Edge Rim Profile

Top Shapes



Round
36" Top
Cylinder Base (x1)
\$2,917 Starting List*



Square
36" x 36" Table Top
Basic Square Base (x1)
\$2,562 Starting List*



Rectangle
42" x 84" Table Top
Basic Square Base (x2)
\$4,917 Starting List*



Boat
42" x 84" Table Top
Basic Square Base (x2)
\$5,080 Starting List*



Boat
42" x 84" Table Top
Cylinder Base (x2)
\$5,106 Starting List*

Media Storage Components



Entertainment Credenza
(Cutouts in back panel for venting)
D25½" W73¼" H35"
Wood Veneer
\$4,903 List
Wood Veneer/Laminate Top
\$4,903 List

Wood Finishes and Laminates





Epic™ Casegoods, Designer White Laminate, Softened Rim Profile, Level Pulls and Footed Base in Platinum Metallic
 Exhibit™ Wall Rail Solution, Platinum Metallic Wall Rails, Dune Erosion Tack Board Inserts
 Mix-it® Mesh Back Stool Seating, Momentum Estrella Stone
 Cinch® Stool Seating, Marshmallow and Momentum Estrella Stone

Rich, contemporary design that functions optimally in any space.

Epic delivers a clean, modern design with wood or laminate balances with the cool touch of its metal footed base detail. Epic offers a distinct look permeates succinctly from private office to conference settings.

- Tops** Hardwood veneer, Laminate with Wood Rim, Laminate with PVC Rim, Standard or Matte/Satin sheen; Top Thickness 1 1/16", 1 1/8"
- Round** 36", 42", 48", 54", 60"
- Square** 36"x36", 42"x42", 48"x48", 54"x54", 60"x60"
- Rectangle** 36"x72", 42"x84", 48"x96", 48"x120", 48"x144", 48"x168", 48"x192", 48"x216", 48"x240", 60"x144", 60"x168", 60"x192", 60"x216", 60"x240"
- Boat** 36"x72", 42"x84", 48"x96", 48"x120", 48"x144", 48"x168", 48"x192", 48"x216", 48"x240", 60"x144", 60"x168", 60"x192", 60"x216", 60"x240"
- Racetrack** 36"x72", 42"x84", 48"x96", 48"x120", 48"x144", 48"x168", 48"x192", 48"x216", 48"x240", 60"x144", 60"x168", 60"x192", 60"x216", 60"x240"
- Power/Data** Optional cord management (See pg. 142-143)
- Bases** Hardwood veneer, laminate or metal (See pg. 140-141)
- Wood Finishes** IntegraClear® Environmentally-friendly UV Finish; IM Brighton, NM Natural, HN Honey, CL Caramel, TF Truffle, AC Autumn, MC Amber, CW Cordovan, DW Judicial, MH Mocha
- Laminates** IM Brighton, NM Natural, HN2 Honey 2, CL Caramel, 793 Acorn, 792 Sable, TF Truffle, AC2 Autumn 2, MC Amber, CW Cordovan, DW Judicial, MH Mocha, 791 Palisander, 403 Chamois, 405 Designer White, 419 Wallaby, 420 Sandstone, 425 Shadow, 440 Cloud, 461 Graphite, 462 Cinder, 478 Platinum Grey, 480 Antique White, 802 White Nebula, 805 Titanium Evolv, 807 Silicon Evolv, 809 Tungsten Evolv, 813 Saffron Tigris, 814 White Tigris, 817 Olive Legacy, 860 Neutral Santos, 873 Tawny Legacy, 874 Bronze Legacy



Epic. Modern appeal, enduring performance.



Rim Profiles



Softened PVC Profile



Knife Profile

Top Shapes



Round

36" Top
Cylinder Base (x1)
\$2,868 Starting List*



Square

36" x 36" Table Top
Basic Square Base (x1)
\$2,634 Starting List*




Rectangle

42" x 84" Table Top
Basic Square Base (x2)
\$3,856 Starting List*



Boat

42" x 84" Table Top
Basic Square Base (x2)
\$5,438 Starting List*



Racetrack

42" x 84" Table Top
Cylinder Base (x2)
\$4,565 Starting List*

Media Storage Components



Entertainment Credenza

(Cutouts in back panel for venting)
D24" W72" H35"
Wood Veneer
\$3,529 List
Wood Veneer/Laminate Top
\$4,605 List



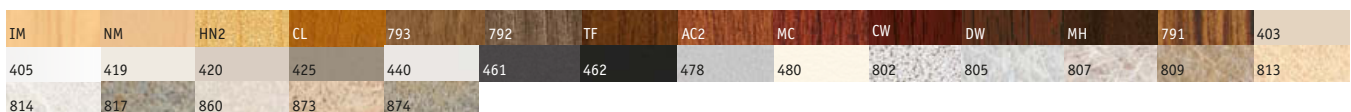
Buffet Credenza

(Cutouts in back panel for venting)
D24" W72" H35"
Wood Veneer
\$3,529 List
Wood Veneer/Laminate Top
\$4,605 List

Wood Finishes



Laminates





Escalade® Rectangle Top, Square Bases, Judicial Finish
Escalade® Entertainment Credenza, Judicial Finish
Eloquence® Guest Seating, Brisa® Distressed Buckskin

An emphasis on professionalism and exquisite style.

Delivering a stylish foundation with elegant base molding, Escalade brings elegance to all table settings including conference and casual areas. Escalade is transformative as it blends beautifully in traditional and transitional spaces.

Tops Hardwood veneer; Standard or Matte/Satin sheen; Top Thickness 1 1/8"

Round 36", 42", 48"

Square 36"x36", 42"x42", 48"x48", 54"x54", 60"x60"

Rectangle 36"x72", 42"x84", 48"x96", 48"x120", 48"x144", 48"x168", 48"x192", 48"x216", 48"x240", 60"x144", 60"x168", 60"x192", 60"x216", 60"x240"

Boat 36"x72", 42"x84", 48"x96", 48"x120", 48"x144", 48"x168", 48"x192", 48"x216", 48"x240", 60"x144", 60"x168", 60"x192", 60"x216", 60"x240"

Power/Data Optional cord management (See pg. 142-143)

Bases Hardwood veneer, laminate or metal (See pg. 140-141)

Wood Finishes IntegraClear® Environmentally-friendly UV Finish; Antimicrobial Silver Ion Protection; IM Brighton, NM Natural, HN Honey, CL Caramel, TF Truffle, AC Autumn, MC Amber, CW Cordovan, DW Judicial, MH Mocha



Escalade. Masterly crafted and timelessly designed.



Rim Profiles



Mitered Rim Profile

Top Shapes



Round
36" Top
Cylinder Base (x1)
\$3,160 Starting List*



Square
36" x 36" Table Top
Basic Square Base (x1)
\$2,774 Starting List*



Rectangle
42" x 84" Table Top
Basic Square Base (x2)
\$5,424 Starting List*



Boat
42" x 84" Table Top
Cylinder Base (x2)
\$5,625 Starting List*

Media Storage Components



Entertainment Cabinet
(Cutouts in back panel for venting)
D23½" W38¼" H78¼"
Wood Veneer
\$4,633 List



Entertainment Credenza
(Cutouts in back panel for venting)
D22½" W72½" H36"
Wood Veneer
\$4,111 List



Buffet Credenza
(Cutouts in back panel for venting)
D22½" W72½" H36"
Wood Veneer
\$4,111 List



Mobile Utility Cart
(Cutouts in back panel for venting)
D22½" W38¼" H36"
Wood Veneer
\$2,066 List



Visual Board Cornice Top
D5¼" W37½" H4"
Wood Veneer
\$460-\$531 List

Wood Finishes



Flourish® Conference/Office Tables



Flourish® Round Top with Fluted Rim Profile, Cylinder Base, Mocha Finish
Flourish® Bookcases, Mocha Finish
Timberlane™ Guest Seating, Maharam Orissa Cool

Tops Hardwood Veneer or Laminate; Standard or Matte/Satin Sheen

Round 42"

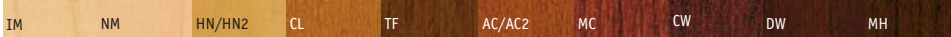
Top Thickness 1" or 1 1/8"

Bases Wood veneer, laminate or metal (See pg. 140-141)

Wood Finishes IntegraClear® Environmentally-friendly UV Finish; Antimicrobial Silver Ion Protection; IM Brighton, NM Natural, HN Honey, CL Caramel, TF Truffle, AC Autumn, MC Amber, CW Cordovan, DW Judicial, MH Mocha

Laminates IM Brighton, NM Natural, HN2 Honey 2, CL Caramel, TF Truffle, AC2 Autumn 2, MC Amber, CW Cordovan, DW Judicial, MH Mocha

Wood Finishes and Laminates



Franklin™ Conference/Office Tables



Franklin™ Round Top, Queen Anne Base, Judicial Laminate
Arlington™ Guest Seating, Showcase Cream

Tops Laminate


Top Thickness 1 1/8"

Round 42"

Bases Wood veneer, laminate or metal (See pg. 140-141)

Laminates CW Cordovan, DW Judicial

Laminates



Rim Profiles



Eased Rim Profile



Fluted Rim Profile

Top Shapes



Round

42" Top

Cylinder Base (x1)

\$1,844 Starting List*



Rim Profiles



Traditional Rim Profile

Top Shapes



Round

42" Top

Queen Anne Base (x1)

\$1,260 List

Media Storage Components



Printer/Telephone Stand

D23 1/4" W29 1/2" H29 1/2"

Laminate

\$723 List



Hiland™ Round Top with Taper Rim Profile, Cylinder Base, Honey Finish
 Hiland™ Entertainment Cabinet and Double Door Unit, Honey Finish
 Journey® Guest Seating, Stinson Block Party Tomato

Streamlined design with rich, beautiful veneers.

Transitional in style and attentive to details, Hiland offers a streamlined design with simple options.

Tops Hardwood Veneer; Standard or Matte/Satin Sheen
Top Thickness 1 1/2"
Round 36", 42", 48"
Bases Wood veneer, laminate or metal (See pg. 140-141)
Wood Finishes IntegraClear® Environmentally-friendly UV Finish; Antimicrobial Silver Ion Protection; IM Brighton, NM Natural, HN Honey, CL Caramel, TF Truffle, AC Autumn, MC Amber, CW Cordovan, DW Judicial, MH Mocha

Wood Finishes



Rim Profiles



Reed Rim Profile

Taper Rim Profile

Pillar Rim Profile



Top Shapes



Round
 36" Top
 Cylinder Base (x1)
\$2,438 Starting List*

Media Storage Components



Printer/Telephone Stand
 D23 1/2" W29 1/2" H29 1/2"
 Wood Veneer
\$1,161 List



Entertainment Cabinet with Double Door Unit
 D21" W36" H65 1/2"
 Wood Veneer
\$3,892 List



Universal Racetrack Top with Self Rim Profile, Cylinder Bases, Autumn Finish
 Universal Buffet Credenza, Autumn Finish
 Acquaint® Guest Seating, Stinson Folio Whole Wheat and Cachet Gold Leaf

Because spaces come in all shapes and sizes.

Universal lives up to its name with an uncanny ability to look great everywhere. Various shapes and sizes accommodate the standard to the unique with thoughtful options and a mix of materials.

Tops Hardwood veneer, Laminate with wood rim, Laminate, Corian®; Standard or Matte/Satin sheen; Top Thickness 1 1/8", 1 3/8"

Round 36", 42", 48", 54", 60"

Square 36"x36", 42"x42", 48"x48", 54"x54", 60"x60"

Rectangle 36"x72", 42"x84", 48"x96", 48"x120", 48"x144", 48"x168", 48"x192", 48"x216", 48"x240", 60"x144", 60"x168", 60"x192", 60"x216", 60"x240"

Boat 36"x72", 42"x84", 48"x96", 48"x120", 48"x144", 48"x168", 48"x192", 48"x216", 48"x240", 60"x144", 60"x168", 60"x192", 60"x216", 60"x240"

Racetrack 36"x72", 42"x84", 48"x96", 48"x120", 48"x144", 48"x168", 48"x192", 48"x216", 48"x240", 60"x144", 60"x168", 60"x192", 60"x216", 60"x240"

Power/Data Optional cord management (See pg. 142-143)

Bases Hardwood veneer, laminate or metal (See pg. 140-141)

Wood Finishes IntegraClear® Environmentally-friendly UV Finish; IM Brighton, NM Natural, HN Honey, CL Caramel, TF Truffle, AC Autumn, MC Amber, CW Cordovan, DW Judicial, MH Mocha

Laminates IM Brighton, NM Natural, HN2 Honey 2, CL Caramel, 793 Acorn, 792 Sable, TF Truffle, AC2 Autumn 2, MC Amber, CW Cordovan, DW Judicial, MH Mocha, 791 Palisander, 403 Chamois, 405 Designer White, 419 Wallaby, 420 Sandstone, 425 Shadow, 440 Cloud, 461 Graphite, 462 Cinder, 478 Platinum Grey, 480 Antique White, 802 White Nebula, 805 Titanium Evolv, 807 Silicon Evolv, 809 Tungsten Evolv, 813 Saffron Tigris, 814 White Tigris, 817 Olive Legacy, 860 Neutral Santos, 873 Tawny Legacy, 874 Bronze Legacy


Corian® Colors Bisque, Glacier White, Concrete, Night Sky



Universal. Go anywhere and look great.



Rim Profiles



Reed Wood Rim Profile



Radius Wood Rim Profile



Bullnose Wood Rim Profile



Softened Wood Rim Profile



Self Wood Rim Profile



Flat Laminate Rim Profile



Corian® Rim Profile

Top Shapes



Round

36" Top
Cylinder Base (x1)

\$2,328 Starting List*



Square

36" x 36" Table Top
Basic Square Base (x1)

\$1,886 Starting List*



Rectangle

42" x 84" Table Top
Basic Square Base (x2)


\$6,315 Starting List*



Boat

42" x 84" Table Top
Basic Square Base (x2)

\$6,536 Starting List*



Boat

42" x 84" Table Top
Cylinder Base (x2)

\$6,576 Starting List*

Media Storage Components



Entertainment Credenza

(Cutouts in back panel for venting)
D24" W72" H35"

Wood Veneer (Self rim)

\$3,669 List

Wood Veneer/Laminate Top

\$3,145 List



Buffet Credenza

(Cutouts in back panel for venting)
D24" W72" H35"

Wood Veneer (Self rim)

\$3,669 List

Wood Veneer/Laminate Top

\$3,145 List



Multi-Functional Cart

(Cutouts in back panel for venting)
D24" W27" H35"

Wood Veneer

\$2,400 List

Laminate

\$2,069 List



Visual Board

D5" W36" H40"

Wood Veneer

\$2,126 List

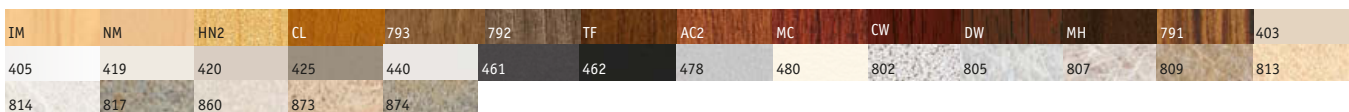
Laminate

\$1,364 List

Wood Finishes



Laminates



Corian® Colors





WaveWorks® Racetrack Top with Reed Wood Rim Profile, Panel Base Kit, Autumn Finish, Shown with Power Data Oasis in Clear Anodized Aluminum
 WaveWorks® Media Storage Credenza and Media Storage Towers, Autumn Finish
 Universal Media Wall and Deluxe Lectern, Autumn Finish
 Aurora® Executive/Conference Seating, Essence/Ultraleather™ Pecan

Collaboration never looked so good.

Gather around in style and functionality with the incredible versatility of WaveWorks tables. Paired with the Exhibit wall rail solution or on its own, create spectacular conference and private office table solutions with WaveWorks.

Tops Hardwood veneer, Laminate with wood rim, Laminate with PVC Rim, Theromofoil; Standard or Matte/Satin sheen; Top Thickness 1 7/16", 1 1/8"

Round 36", 42", 48", 54", 60"

Square 36"x36", 42"x42", 48"x48", 54"x54", 60"x60"

Rectangle 36"x72", 42"x84", 48"x96", 48"x120", 48"x144", 48"x168", 48"x192", 48"x216", 48"x240", 60"x144", 60"x168", 60"x192", 60"x216", 60"x240"

Boat 36"x72", 42"x84", 48"x96", 48"x120", 48"x144", 48"x168", 48"x192", 48"x216", 48"x240", 60"x144", 60"x168", 60"x192", 60"x216", 60"x240"

Racetrack 36"x72", 42"x84", 48"x96", 48"x120", 48"x144", 48"x168", 48"x192", 48"x216", 48"x240", 60"x144", 60"x168", 60"x192", 60"x216", 60"x240"

Power/Data Optional cord management (See pg. 142-143)

Bases Hardwood veneer, laminate or metal (See pg. 140-141)

Wood Finishes IntegraClear® Environmentally-friendly UV Finish; IM Brighton, NM Natural, HN Honey, CL Caramel, TF Truffle, AC Autumn, MC Amber, CW Cordovan, DW Judicial, MH Mocha

Laminates IM Brighton, NM Natural, HN2 Honey 2, CL Caramel, 793 Acorn, 792 Sable, TF Truffle, AC2 Autumn 2, MC Amber, CW Cordovan, DW Judicial, MH Mocha, 791 Palisander, 403 Chamois, 405 Designer White, 419 Wallaby, 420 Sandstone, 425 Shadow, 440 Cloud, 461 Graphite, 462 Cinder, 478 Platinum Grey, 480 Antique White, 802 White Nebula, 805 Titanium Evolv, 807 Silicon Evolv, 809 Tungsten Evolv, 813 Saffron Tigris, 814 White Tigris, 817 Olive Legacy, 860 Neutral Santos, 873 Tawny Legacy, 874 Bronze Legacy

Thermofoils 405 Designer White, 420 Sandstone, 440 Cloud, 466 Concrete Fiber, 480 Antique White, 484 Cashmere Fiber, MH Mocha



WaveWorks. Gather for greatness.



WaveWorks® Conference Table, Amber Finish, Step Rim Profile, Basic Square Bases
 WaveWorks® Entertainment Credenzas and Bookcases, Allure Pulls, Platinum Metallic
 Exhibit™ Wall Rail Solution, Platinum Metallic Wall Rails
 Aurora® Executive/Conference Seating, Showcase Jet

Top Shapes



Round
 36" Top
 Cylinder Base (x1)
\$2,868 Starting List*



Square
 36" x 36" Table Top
 Basic Square Base (x1)
\$2,481 Starting List*



Rectangle
 42" x 84" Table Top
 Basic Square Base (x2)
\$5,077 Starting List*



Boat
 42" x 84" Table Top
 Basic Square Base (x2)
\$5,134 Starting List*

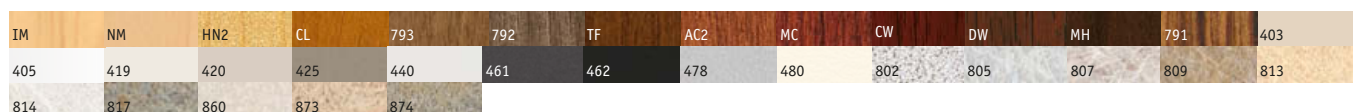


Racetrack
 42" x 84" Table Top
 Cylinder Base (x2)
\$9,808 Starting List*


Wood Finishes



Laminates



Thermofoils





Rim Profiles



Cove Wood Rim Profile
Wood Tops



Zip Wood Rim Profile
Wood Tops



Concave Wood Rim Profile
Wood Tops



Step Wood Rim Profile
Wood Tops



Reed Wood Rim Profile
Wood Tops



Softened Wood Rim Profile
Wood Tops



Reed PVC Rim Profile
Laminate Tops



Softened PVC Rim Profile
Laminate Tops



Thermofoil Rim Profile



WaveWorks® Rectangle Top with Softened Wood Rim Profile and Panel Base Kit, Natural Finish, Shown with Power Data Oasis in Silver
 Universal Media Walls and Deluxe Lectern, Natural Finish
 Aurora® Executive/Conference Seating, Brisa® Distressed Manilla

Media Storage Components



Entertainment Cabinet with Double Door Unit

(Cutouts in back panel for venting)
 D24" W36" H67½"
 Wood Veneer
\$4,317 List
 Wood Veneer/Glass Doors
\$4,672 List
 Laminate
\$2,385 List
 Laminate/Glass Doors
\$2,728 List



Media Storage Tower

D23½" W18" H79½"
 Wood Veneer
\$2,668 List
 Wood Veneer/Glass Doors
\$3,427 List
 Laminate
\$1,569 List
 Laminate/Glass Doors
\$2,238 List



Media Storage Credenza

D24" W72" H35½"
 Wood Veneer
\$4,112 List
 Wood Veneer/Laminate
 Worksurface with Wood Rim
\$4,112 List
 Laminate
\$2,963 List



Entertainment Credenza

(Cutouts in back panel for venting)
 D24" W72" H35½"
 Wood Veneer
\$4,112 List
 Wood Veneer/Laminate
 Worksurface with Wood Rim
\$4,112 List
 Laminate
\$2,963 List



Mobile Utility Cart

D26½" W36" H34½"
 Wood Veneer
\$1,878 List
 Wood Veneer/Laminate
 Worksurface with Wood Rim
\$1,878 List
 Laminate
\$1,451 List



Mobile Computer Cart

D27½" W36½" H43½"
 Wood Veneer
\$2,154 List
 Laminate
\$1,707 List

Café and Dining Tables



WaveWorks® Tables, Honey Laminate, Platinum Metallic Disc Bases

Tag® Barstool Seating, Arc-Com Carnival Caribbean, Orange, Sunflower, Kiwi, Berry, Cornflower, Apple, Blueberry and Silvertext™ Carbon, Platinum Metallic Frames

Tag® Stacking Seating, Silvertext™ Carbon, Platinum Metallic Frames



WaveWorks® Round Tops with Softened PVC Rim Profile, Chamois Laminate,

Four Star Static and Bar Height Bases, Platinum Metallic

Universal Media Wall, Chamois Laminate

Aurora® Guest Seating, Silvertext™ Lagoon



WaveWorks® Round Tops, Caramel Finish,

Bar Height Four Star Bases, Platinum Metallic

Epic™ Casegoods, Caramel Laminate, Arc-Com Yo Yo Onyx Cushions

Universal Media Wall, Caramel Finish

Cinch® Barstool Seating, Black and Arc-Com Yo Yo Onyx



WaveWorks® Square and Round Tops with Softened PVC Rim Profile, Designer White Laminate, Column Static Legs and Bar Height Bases, Platinum Metallic
 Cinch® Stacking Seating, Marshmallow
 Cinch® Barstool Seating, Blueberry



Universal Round Top with Softened Wood Rim Profile and Cylinder Base, Judicial Finish
 Universal Media Wall, Judicial Finish
 Acquaint® Guest Seating, Essence Papyrus




Fringe™ Collaborative Lounge Seating, Maharam Stature Stealth, Platinum Metallic Finish
 Fringe™ Club Chairs, Momentum Turin Granite, Platinum Metallic Finish
 Myriad™ Occasional Tables, Autumn and Platinum Metallic Finishes
 WaveWorks® Bar Height Tables, Autumn and Platinum Metallic Finishes

Café and Dining Tables



Mio™ Collaborative Table, Shadow and Designer White Laminates, Knife Rim Profile, Platinum Metallic Base
Exhibit™ Wall Rail Solution, Pact Taupe Tack Inserts, Platinum Metallic Wall Rails
Tag® Stool Seating, Flock Sun and Flock Lasso



WaveWorks® Rectangle Tops with Softened PVC Rim Profile, Designer White Laminate, H-Style Bases, Platinum Metallic
Cinch® Stacking Seating, Lemon



Tag® Seating, Momentum Cairns Obsidian and Mocha Finish, Platinum Metallic Frames
Universal Table Tops, Corian® Concrete, Platinum Metallic Soft Square Bases
Fringe™ Club Chairs, Spectrum Royal, Platinum Metallic Finish



WaveWorks® Square Tops, Autumn Finish, Four Star Bases, Platinum Metallic
Tag® Stacking Chairs, Twilight Gaze
Swift™ Modular Lounge Seating, Twilight Gaze and Connect Four Blueberry



Mio™ Collaborative Table, Sable and Designer White Laminates, Softened Rim Profile, Platinum Metallic Base
 Exhibit™ Wall Rail Solution, Glass Marker Board Inserts, Platinum Metallic Rails
 Mix-it® Mesh Back Stool Seating, Stinson Flex Contrast

Connectivity is Mio's middle name.

In an open plan area, use Mio's wall to create a visual distinction between work zones. One side of the Mio wall can harbor a digitally interactive work session, while the back side houses an impromptu gathering area. Nestle Mio against a wall to save space and create a meeting nook. Available at desk height or bar height, with a variety of worksurface shapes, sizes, and surface materials, mix and match Mio's options to create the right fit for any style and application.

Tops Hardwood veneer (Standard or Matte/Satin Sheen); Laminate; Square, rectangle, U-shaped and wedge tops; Softened or knife rim profile; Bar or desk height; Marker board, laminate, or veneer available on back side of wall; TV mount

Tapered Base Colors 405 Designer White, 462 Cinder, 501 Platinum Metallic, 503 Satin Nickel Metallic

Power/Data Specialized surface grommets with "Show Me" capabilities

Wood Finishes IntegraClear® Environmentally-friendly UV Finish; IM Brighton, NM Natural, HN Honey, CL Caramel, TF Truffle, AC Autumn, MC Amber, CW Cordovan, DW Judicial, MH Mocha

Laminates IM Brighton, NM Natural, HN2 Honey, CL Caramel, 793 Acorn, 792 Sable, TF Truffle, AC2 Autumn 2, MC Amber, CW Cordovan, DW Judicial, MH Mocha, 791 Palisander, 403 Chamois, 405 Designer White, 419 Wallaby, 420 Sandstone, 425 Shadow, 440 Cloud, 461 Graphite, 462 Cinder, 478 Platinum Grey, 480 Antique White, 802 White Nebula, 805 Titanium Evolv, 809 Tungsten Evolv, 813 Saffron Tigris, 814 White Tigris, 817 Olive Legacy, 860 Neutral Santos, 873 Tawny Legacy, 874 Bronze Legacy

Sustainable Attributes level® 2; SCS Indoor Advantage™ Gold; FSC® certified wood option



Want **more** Mio?™



www.NationalOfficeFurniture.com/MoreMio

Top Shapes



Square



Rectangle



U-Shaped



Wedge

Square Tops Available in wood or laminate; 48" and 60"

Rectangle Tops Available in wood or laminate; 48" and 60" widths; 48" - 60" lengths

U-Shaped Tops Available in wood or laminate; 48" and 60" widths; 48" - 72" lengths

Wedge Tops Available in wood or laminate; 48" and 60" widths; 48" - 84" lengths

Features and Options



Softened Rim Profile



Knife Rim Profile



Marker Board Back Panel



Laminate Back Panel



Veneer Back Panel

Marker Board Back Panel White, HPL marker board

Laminate Back Panel Available in IM Brighton, NM Natural, HN2 Honey 2, CL Caramel, TF Truffle, AC2 Autumn 2, MC Amber, CW Cordovan, DW Judicial, MH Mocha, 403 Chamois, 405 Designer White, 419 Wallaby, 420 Sandstone, 425 Shadow, 440 Cloud, 461 Graphite, 462 Cinder, 478 Platinum Grey, 480 Antique White, 791 Palisander, 792 Sable and 793 Acorn

Veneer Back Panel Available in IM Brighton, NM Natural, HN Honey, CL Caramel, TF Truffle, AC Autumn, MC Amber, CW Cordovan, DW Judicial and MH Mocha

Power and Data Solutions



G15/G152 - Double Pivoting Power Grommet



G16 - Power/Data Oasis



G26 - Marina™ HDMI Collaborative Technology



Getaway™ Portable Technology

G15: Includes two power outlets and three blank ports per side; Hardwire option available; Black or silver

G152: Includes four power outlets, two blank communication ports, (2) two port USBs, one VGA, and one HDMI; Hardwire option available; Black or silver

G16: Includes six power outlets with two 108" power cords and molded plugs, (1) two port USB, one HDMI, one VGA with mini stereo, and one RJ45 data jack; Hardwire option available; Black or silver

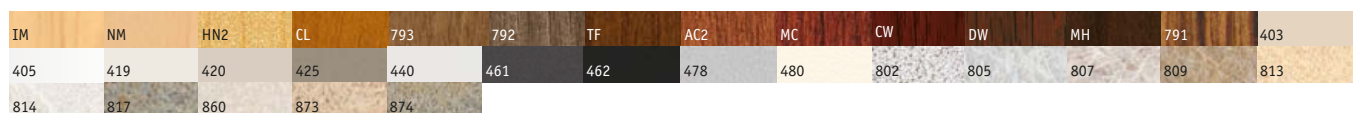
G26: Includes HDMI power switcher, (4) 6 ft. Show-Me cables, 15 ft. HDMI video output cord, four power outlets, (2) two port USBs, 2 blank telecom plates, 72" power cord; Black or silver

Getaway: Includes HDMI power switcher, (4) 6 ft. Show-Me cables, 15 ft. HDMI video output cord, four power outlets, (2) two port USBs, 108" power cord; Black or silver


Wood Finishes




Laminates



Thermofoils



Metal Paints





WaveWorks® Flip/Nest Training Tables, Honey Laminate, Platinum Metallic Bases
 Universal Basic Lectern, Natural Finish
 Exhibit™ Wall Rail Solutions, Platinum Metallic Rails, Pact Roma Tack Board Insert
 Tag® Stacking Seating, Natural Finish and Charm Ruby

Enjoy the easiness of fast and flexible.

You have a full agenda and you need a table that can accommodate multiple room settings and stay on schedule. Say hello to WaveWorks flip/nest training tables that can be arranged quickly and nested just as fast when open floor space is needed. Pair with a National stacking chair or the Jiminy nesting chair for additional versatility.

Tops Hardwood veneer, Laminate with PVC Rim, Thermofoil; Standard or Matte/Satin Sheen (Wood Veneer)

Features One touch release lever flips top vertically for storage; Mobile legs angled for nesting; Optional frosted acrylic modesty panel spans table from leg-to-leg

Rectangle 18" x 48", 18" x 60", 18" x 72", 24" x 48", 24" x 60", 24" x 72", 30" x 48", 30" x 60", 30" x 72"

Modesty Panels Resin or Metal

Wood Finishes IntegraClear® Environmentally-friendly UV Finish; IM Brighton, NM Natural, HN Honey, CL Caramel, TF Truffle, AC Autumn, MC Amber, CW Cordovan, DW Judicial, MH Mocha
Laminates IM Brighton, NM Natural, HN2 Honey 2, CL Caramel, 793 Acorn, 792 Sable, TF Truffle, AC2 Autumn 2, MC Amber, CW Cordovan, DW Judicial, MH Mocha, 791 Palisander, 403 Chamois, 405 Designer White, 419 Wallaby, 420 Sandstone, 425 Shadow, 440 Cloud, 461 Graphite, 462 Cinder, 478 Platinum Grey, 480 Antique White, 802 White Nebula, 805 Titanium Evolv, 807 Silicon Evolv, 809 Tungsten Evolv, 813 Saffron Tigris, 814 White Tigris, 817 Olive Legacy, 860 Neutral Santos, 873 Tawny Legacy, 874 Bronze Legacy

Thermofoils 405 Designer White, 420 Sandstone, 440 Cloud, 466 Concrete Fiber, 480 Antique White, 484 Cashmere Fiber, MH Mocha










Metal Paints 462 Cinder, 501 Platinum Metallic, 503 Satin Nickel Metallic












WaveWorks. Ultra versatility and comfort comes standard.



Top Shapes

								
Rectangle 18" x 48" Wood Top \$558 List	Rectangle 18" x 60" Wood Top \$586 List	Rectangle 18" x 72" Wood Top \$627 List	Rectangle 24" x 48" Wood Top \$600 List	Rectangle 24" x 60" Wood Top \$630 List	Rectangle 24" x 72" Wood Top \$674 List	Rectangle 30" x 48" Wood Top \$680 List	Rectangle 30" x 60" Wood Top \$710 List	Rectangle 30" x 72" Wood Top \$753 List
18" x 48" Laminate Top \$249 List	18" x 60" Laminate Top \$312 List	18" x 72" Laminate Top \$354 List	24" x 48" Laminate Top \$269 List	24" x 60" Laminate Top \$335 List	24" x 72" Laminate Top \$382 List	30" x 48" Laminate Top \$319 List	30" x 60" Laminate Top \$382 List	30" x 72" Laminate Top \$456 List

Rim Profiles

					
Cove Wood Rim Profile Wood Tops	Zip Wood Rim Profile Wood Tops	Concave Wood Rim Profile Wood Tops	Step Wood Rim Profile Wood Tops	Reed Wood Rim Profile Wood Tops	Softened Wood Rim Profile Wood Tops
					
Reed PVC Rim Profile Laminate Tops	Softened PVC Rim Profile Laminate Tops	Thermofoil Rim Profile Laminate Tops			

Wood Finishes

IM	NM	HN	CL	TF	AC	MC	CW	DW	MH
----	----	----	----	----	----	----	----	----	----

Laminates

IM	NM	HN2	CL	793	792	TF	AC2	MC	CW	DW	MH	791	403
405	419	420	425	440	461	462	478	480	802	805	807	809	813
814	817	860	873	874									

Thermofoils

405	420	440	466	480	484	MH
-----	-----	-----	-----	-----	-----	----

Metal Paints

462	501	503
-----	-----	-----



WaveWorks® Rectangle and Quarter Round Tops, Softened Wood Rim Profile, Autumn Finish, Platinum Metallic Static C-Legs
 WaveWorks Media Credenza and Media Storage Towers, Autumn Finish
 Universal Basic Lectern and Multi-Functional Cart, Autumn Finish
 Mix-it® Task Seating, Showcase Cream

Keep the focus on learning and collaboration

WaveWorks training tables keep the focus where it should be...on the task at hand. Arrange and rearrange tables for custom configurations that meet the needs of your audience. A bevy of shapes, sizes, materials and bases offers the opportunity to create a space that is most conducive to learning and sharing ideas.

- Tops** Hardwood veneer, Laminate with wood rim, Laminate with PVC Rim, Thermofoil; 1 1/8" or 1 1/2" Thickness (Wood Veneer or Laminate); Standard or Matte/Satin Sheen (Wood Veneer)
- Rectangle** 18" x 30", 18" x 36", 18" x 42", 18" x 48", 18" x 54", 18" x 60", 18" x 66", 18" x 72", 24" x 30", 24" x 36", 24" x 42", 24" x 48", 24" x 54", 24" x 60", 24" x 66", 24" x 72", 30" x 48", 30" x 54", 30" x 60", 30" x 66", 30" x 72"
- Concave** 24" x 48", 30" x 60"
- Half Round** 24" x 48", 30" x 60"
- Quarter Round** 24" x 24", 24" x 30", 30" x 24", 30" x 30"
- Bases** Metal (See pg. 141)
- Wood Finishes** IntegraClear® Environmentally-friendly UV Finish; IM Brighton, NM Natural, HN Honey, CL Caramel, TF Truffle, AC Autumn, MC Amber, CW Cordovan, DW Judicial, MH Mocha
- Laminates** IM Brighton, NM Natural, HN2 Honey 2, CL Caramel, 793 Acorn, 792 Sable, TF Truffle, AC2 Autumn 2, MC Amber, CW Cordovan, DW Judicial, MH Mocha, 791 Palisander, 403 Chamois, 405 Designer White, 419 Wallaby, 420 Sandstone, 425 Shadow, 440 Cloud, 461 Graphite, 462 Cinder, 478 Platinum Grey, 480 Antique White, 802 White Nebula, 805 Titanium Evolv, 807 Tungsten Evolv, 813 Saffron Tigris, 814 White Tigris, 817 Olive Legacy, 860 Neutral Santos, 873 Tawny Legacy, 874 Bronze Legacy
- Thermofoils** 405 Designer White, 420 Sandstone, 440 Cloud, 466 Concrete Fiber, 480 Antique White, 484 Cashmere Fiber, MH Mocha
- Metal Paints** 462 Cinder, 501 Platinum Metallic, 503 Satin Nickel Metallic



WaveWorks. Collaborative comfort and convenience.



Top Shapes



Rectangle

18" x 48" Laminate Top
Static Column Legs (x4)

\$756 Starting List*



Concave

24" x 60" Laminate Top
Static Column Legs (x4)

\$923 Starting List*



Half Round

24" x 48" Laminate Top
Static Column Legs (x3)

\$819 Starting List*

Rim Profiles



Cove Wood Rim Profile

Wood Tops



Zip Wood Rim Profile

Wood Tops



Concave Wood Rim Profile

Wood Tops



Step Wood Rim Profile

Wood Tops



Reed Wood Rim Profile

Wood Tops



Softened Wood Rim Profile

Wood Tops



Reed PVC Rim Profile

Laminate Tops



Softened PVC Rim Profile

Laminate Tops

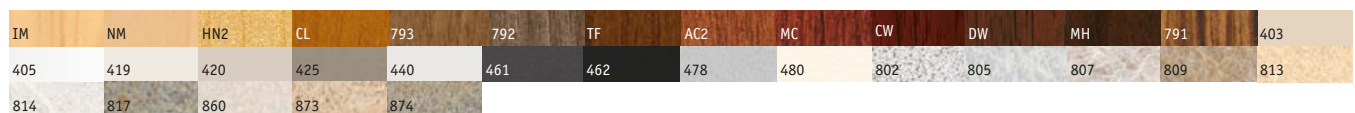


Thermofoil Rim Profile

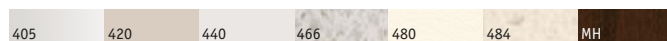
Wood Finishes




Laminates



Thermofoils



Metal Paints



Wood and Laminate Table Bases

Wire Access Base features access to power/data from surface of table to floor mounted electrical

Wood Finishes IntegraClear® Environmentally-friendly UV Finish; IM Brighton, NM Natural, HN Honey, CL Caramel, TF Truffle, AC Autumn, MC Amber, CW Cordovan, DW Judicial, MH Mocha

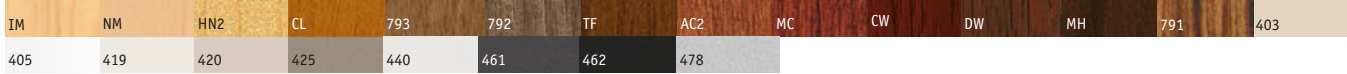
Laminates IM Brighton, NM Natural, HN2 Honey 2, CL Caramel, 793 Acorn, 792 Sable, TF Truffle, AC2 Autumn 2, MC Amber, CW Cordovan, DW Judicial, MH Mocha, 791 Palisander, 403 Chamois, 405 Designer White, 419 Wallaby, 420 Sandstone, 425 Shadow, 440 Cloud, 461 Graphite, 462 Cinder, 478 Platinum Grey

Reference the National® Tables Price List for product specifications and pricing.

Wood Finishes



Worksurface Laminates



Softened Square Base

No wire access
Hardwood Veneer
16", 18" or 24" Square



Cylinder Base

Available with our without wire access
Hardwood Veneer or Laminate
16", 18" or 24" Diameter



Basic Square Base

Available with our without wire access
Hardwood Veneer or Laminate
16", 18" or 24" Square



Epic™ Square Base

Available with or without wire access
Hardwood Veneer or Laminate
16", 18" or 24" Square



Barrington® Square Base

Available with or without wire access
Hardwood Veneer
16", 18" or 24" Square



Captivate® Square Base

Available with or without wire access
Hardwood Veneer
16", 18" or 24" Square



Escalade® Square Base

Available with or without wire access
Hardwood Veneer
16", 18" or 24" Square



Queen Anne Base

No wire access
Hardwood Veneer or Nylon



Thin Panel Base

No wire access
Hardwood Veneer or Laminate
24" Wide



Curved Panel Base

No wire access
Laminate
23" Wide



Basic Thick Panel Base

Wire Access
Hardwood Veneer or Laminate
18" or 24" Wide



Epic™ Thick Panel Base

Wire Access
Hardwood Veneer or Laminate
18" or 24" Wide



Barrington® Thick Panel Base

Wire Access
Hardwood Veneer
18" or 24" Wide



Captivate® Thick Panel Base

Wire Access
Hardwood Veneer
18" or 24" Wide



Escalade® Thick Panel Base

Wire Access
Hardwood Veneer
18" or 24" Wide

Thick Panel Base Kits with Wire Access

Kits include amount of bases required to support conference table top and includes horizontal supports: 72", 84" and 96" base kits include 2 panel bases, 120" and 144" base kits include 3 panels, 168", 192", 216" and 240" base kits include 4 panel bases; Removable wire access door allows access to power/data from surface of table to floor mounted electrical



Basic Panel Kit

Hardwood Veneer or Laminate



Epic™ Panel Kit

Hardwood Veneer or Laminate



Barrington® Panel Kit

Hardwood Veneer



Captivate® Panel Kit

Hardwood Veneer



Escalade® Panel Kit

Hardwood Veneer

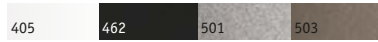
Metal Table Bases

Metal Colors 405 Designer White, 462 Cinder, 501 Platinum Metallic, 503 Satin Nickel Metallic


U-Style Base Inserts Resin, metal and hardwood veneer inserts available for U-Style Support Bases only; Resin inserts available in 1677 Frosted, 2877 Ting Ting, 2977 Scribble Cloud and 3377 Whisp Silver; Metal inserts available in 405 Designer White, 462 Cinder, 501 Platinum Metallic and 503 Satin Nickel Metallic; Hardwood veneer inserts available in NM Natural, HN Honey, CL Caramel, TF Truffle, AC Autumn, MC Amber, CW Cordovan, DW Judicial and MH Mocha

Reference the National® Tables Price List for product specifications and pricing.

Metal Colors



Resin Colors



Double Doric Base
Wire Access
Black



H-Style Leg Base
Black



H-Style Support Base
Worksurface, counter and bar height
21", 27" or 33" Wide
Cinder, Platinum Metallic,
Satin Nickel Metallic or Designer White



U-Style Support Base
Available with or without resin, metal or hardwood veneer insert
Worksurface, counter and bar height
21", 27" or 33" Wide
Cinder, Platinum Metallic, Satin Nickel Metallic or Designer White



4-Prong Base
Black



Wood Capped Base
Black



Four Star Base
Static or mobile; Worksurface, counter and bar height
Available with or without wire access
Cinder, Platinum Metallic or Satin Nickel Metallic



Adjustable Height X Base
Static or mobile
Paddle height adjustment
Base adjusts 16 $\frac{3}{8}$ " in height
Cinder, Platinum Metallic or Satin Nickel Metallic



2-Prong Base
Black



C-Leg Base
Static or mobile
Cinder, Platinum Metallic
or Satin Nickel Metallic



Basic C-Leg Base
Static or mobile
Black



T-Leg Base
Static or mobile
Cinder, Platinum Metallic
or Satin Nickel Metallic



Basic T-Leg Base
Static or mobile
Black



Basic Folding Leg
Black



Column Leg
Static or mobile
Cinder, Platinum Metallic
or Satin Nickel Metallic



Round Support Base
2", 3" or 4" Diameter
Worksurface, counter and bar height
Cinder, Platinum Metallic, Satin Nickel Metallic
or Designer White



Square Support Base
Static or mobile; 3" or 4" Widths
Worksurface, counter and bar height
Cinder, Platinum Metallic, Satin Nickel
Metallic or Designer White



Disc Base
Worksurface, counter and
bar height
Cinder, Platinum Metallic
or Satin Nickel Metallic



Soft Square Base
Worksurface, counter and
bar height
Cinder, Platinum Metallic
or Satin Nickel Metallic



Adjustable Height Pin Leg
Static or mobile
Cinder, Platinum Metallic or
Satin Nickel Metallic



Mobile Adjustable Height Table Base
Pneumatic height adjustment 26" to 41"
Cinder, Platinum Metallic or Satin Nickel Metallic



Electric Adjustable Height Base
ADA/AHA Compliant
Black



Electric Adjustable Height Base
ADA/AHA Compliant
Cinder, Platinum Metallic or
Satin Nickel Metallic



Manual Adjustable Height Base
ADA/AHA Compliant
Cinder, Platinum Metallic or
Satin Nickel Metallic

Conference Table Accessories



Panel Base Kits

- Provides access to power/data from surface of table to floor mounted electrical
- Removable panel door for wire access to floor



Power Data Oasis

- Six power outlets, two RJ-45 Cat 6 data couplers, one RJ-11 Cat 3 coupler, one 15 pin HD port and one mini stereo port; Hardwire option available
- Clear Anodized Aluminum or Black

\$2,100-\$2,450 List



One Touch Double Pivoting Power Grommet

- Two power outlets and three blank ports per side; Hardwire option available
- One touch doors remain open during use
- Clear Anodized Aluminum or Black

\$794-\$1,150 List



Round Grommet and Round Electrical Grommet

- Electrical Grommet includes two power outlets and two Cat5E data ports
- Raised grommet cover is removable
- Black

Round Grommet
\$61 List

Electrical Grommet
\$382 List

WaveWorks® Training Table Accessories



PowerLogic™ Intercoupler System

- Brings power/data access to the worksurface
- To be used with Horizontal Wire Managers (install to underside of table), Electrical/Data Modules (clip into Horizontal Wire Managers) and Wire Covers (links and routes cords between Horizontal Wire Managers)

Reference the National® Tables Price List for product specifications and pricing.



Horizontal Wire Manager

- Installs to under side of table
- Black anodized aluminum



Electrical/Data Module

- Includes two power outlets and two optional data ports
- Available in sets of two or as many as a full set of eight



Wire Cover

- Links Horizontal Wire Managers
- Black nylon



Grommet

- Nylon two-piece grommet
- Black

\$28 List



Racetrack Grommet

- Zinc two-piece grommet
- Platinum Metallic, Satin Nickel Metallic, Cinder

\$31 List



Undersurface Wire Manager

- Manages and routes cords
- Attaches to underside of table
- Black nylon

\$38 List (Set of 2)



One Touch Pivoting Power Grommet

- Two power outlets and two blank ports; or two power outlets with one blank port and two USB ports
- Hardwire option available
- Door remains open during use
- Clear Anodized Aluminum or Black

\$397-\$495 List



Power Tower

- Includes two power outlets and two data ports per side (Four sides); 6' power cord
- Freestanding
- Silver with black accents

\$1,131 List



Vertical Wire Manager

- Manages and routes cords to floor mounted electrical
- Clamps to 2½" diameter table leg
- Platinum Metallic, Satin Nickel Metallic, Anthracite Metallic, Cinder

\$166 List



Mesh Wire Manager

- Manages and routes cords to floor mounted electrical
- Wraps around 2½" diameter table leg
- Black mesh

\$81 List



Mesh Modesty Panel

- Manages and routes cords
- Attaches to underside of table
- Black mesh
- Width: 42", 48", 54"

\$175-\$222 List



Power Center

- Fits into racetrack and channel grommets
- Extends 7½" above worksurface
- Includes four power outlets; 10' power cord
- Black

\$216 List



Power/Communication Center

- Fits into racetrack and channel grommets
- Extends 7½" above worksurface
- Includes two power outlets and two blank voice/data ports; 10' power cord
- Black

\$202 List

Media Wall



- Ideal for conference and training settings, lounges and executive suites
- Meets all the power management requirements of modern conferencing technology

Wood Finishes IntegraClear® Environmentally-friendly UV Finish; IM Brighton, NM Natural, HN Honey, CL Caramel, TF Truffle, AC Autumn, MC Amber, CW Cordovan, DW Judicial, MH Mocha

Laminates IM Brighton, NM Natural, HN2 Honey 2, CL Caramel, 793 Acorn, 792 Sable, TF Truffle, AC2 Autumn 2, MC Amber, CW Cordovan, DW Judicial, MH Mocha, 791 Palisander, 403 Chamois, 405 Designer White, 419 Wallaby, 420 Sandstone, 425 Shadow, 440 Cloud, 461 Graphite, 462 Cinder, 478 Platinum Grey, 480 Antique White



Universal Media Wall

- Wall mount or suspend and gang with media storage towers and media storage credenza; Removable panels for cord/wire management access; Includes Flat Screen Mount Kit
- Width: 48", 60", 72"
- Hardwood Veneer, Laminate; Platinum Metallic accents

\$3,697-\$4,138 List

Universal Media Shelf

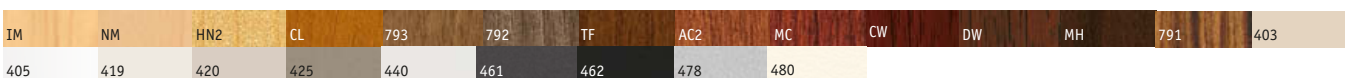
- Mounts to Universal Media Wall or sits on credenza surface; Cut-outs in base for wire access
- Clear glass shelf with Platinum Metallic stanchions and hardwood veneer base
- Width: 48", 60", 72"

\$2,206-\$2,428 List

Wood Finishes



Laminates



WaveWorks® Media Storage Towers



- Hardwood Veneer, Laminate, Hardwood Veneer with Glass Doors, Laminate with Glass Doors
- Non-locking, left or right hinged doors
- Shortened shelves allow for easy wire access in back of cabinet
- Includes grommets in end panels for wire access
- Glass units feature opaque glass doors with aluminum frame

Wood Finishes IntegraClear® Environmentally-friendly UV Finish; IM Brighton, NM Natural, HN Honey, CL Caramel, TF Truffle, AC Autumn, MC Amber, CW Cordovan, DW Judicial, MH Mocha

Laminates IM Brighton, NM Natural, HN2 Honey 2, CL Caramel, 793 Acorn, 792 Sable, TF Truffle, AC2 Autumn 2, MC Amber, CW Cordovan, DW Judicial, MH Mocha, 791 Palisander, 403 Chamois, 405 Designer White, 419 Wallaby, 420 Sandstone, 425 Shadow, 440 Cloud, 461 Graphite, 462 Cinder, 478 Platinum Grey

Glass Door Frames 462 Cinder, 501 Platinum Metallic, 503 Satin Nickel Metallic

Wood Veneer Wood Veneer/Glass Doors
\$2,668 List **\$3,427** List

Laminate Laminate/Glass Doors
\$1,569 List **\$2,338** List

Wood Finishes

IM	NM	HN	CL	TF	AC	MC	CW	DW	MH
----	----	----	----	----	----	----	----	----	----

Laminates

IM	NM	HN2	CL	793	792	TF	AC2	MC	CW
DW	MH	791	403	405	419	420	425	440	461
462	478								

WaveWorks® Media Storage Credenzas



- Hardwood Veneer, Hardwood Veneer with Laminate Top/Wood Rim, Laminate
- Infrared Repeater allows multi-media equipment to be stored/controlled behind closed doors
- Two drawers, two locking cabinets and adjustable shelves
- Grommets in end panels for wire access; Cut-outs in back panel for wire access and venting
- Eight rim profile options and twenty pull styles
- Width: 48", 60", 72"

Wood Finishes IntegraClear® Environmentally-friendly UV Finish; IM Brighton, NM Natural, HN Honey, CL Caramel, TF Truffle, AC Autumn, MC Amber, CW Cordovan, DW Judicial, MH Mocha

Laminates IM Brighton, NM Natural, HN2 Honey 2, CL Caramel, 793 Acorn, 792 Sable, TF Truffle, AC2 Autumn 2, MC Amber, CW Cordovan, DW Judicial, MH Mocha, 791 Palisander, 403 Chamois, 405 Designer White, 419 Wallaby, 420 Sandstone, 425 Shadow, 440 Cloud, 461 Graphite, 462 Cinder, 478 Platinum Grey, 480 Antique White, 802 White Nebula, 805 Titanium Evolv, 807 Silicon Evolv, 809 Tungsten Evolv, 813 Saffron Tigris, 814 White Tigris, 817 Olive Legacy, 860 Neutral Santos, 873 Tawny Legacy, 874 Bronze Legacy

Wood Veneer
\$4,884-\$5,215 List

Wood Veneer/Laminate Top
\$4,884-\$5,215 List

Laminate
\$4,222-\$4,554 List

Wood Finishes

IM	NM	HN	CL	TF	AC	MC	CW	DW	MH
----	----	----	----	----	----	----	----	----	----

Laminates

IM	NM	HN2	CL	793	792	TF	AC2	MC	CW	DW	MH	791	403
405	419	420	425	440	461	462	478	480	802	805	807	809	813
814	817	860	873	874									

Storage Components

Entertainment Cabinets



Captive®

- Locking doors; Grommets in back panel for venting and wire access

See pg. 32 for series details

Entertainment Cabinet

\$4,752 List



Casbah®

- Available in two heights; Locking doors; Grommets in back panel for venting and wire access

See pg. 34 for series details

Entertainment Cabinet

\$4,941-\$5,533 List



Escalade®

- Locking doors; Grommets in back panel for venting and wire access

See pg. 38 for series details

Entertainment Cabinet

\$4,633 List



Hiland™

- Locking doors; Grommets in back panel for venting and wire access

See pg. 42 for series details

Entertainment Cabinet

\$2,483 List

Double Door Unit

\$1,409 List



WaveWorks®

- Available in two heights; Locking wood, laminate or non-locking glass doors on Entertainment Cabinet; Locking wood or laminate doors on Double Door Unit; Grommets in back panel for venting and wire access

See pg. 18 for series details

Entertainment Cabinet

\$951-2,581 List



Double Door Unit

\$1,097-\$2,091 List

Entertainment Credenzas



Arrowood™

- Two drawers and two locking cabinets; Cut-outs in back panel for venting and wire access

See pg. 28 for series details

\$3,650 List



Barrington®

- Six drawers and one locking cabinet; Cut-outs in back panel for venting and wire access

See pg. 30 for series details

\$3,589 List



Captive®

- Two drawers and two non-locking cabinets; Cut-outs in back panel for venting and wire access

See pg. 32 for series details

\$4,257 List



Casbah®

- Available in two widths; Four recessed façade options; Two drawers and two locking cabinets; Cut-outs in back panel for venting and wire access

See pg. 34 for series details

\$4,428-\$5,344 List



Clever®

- Two drawers and two locking cabinets; Cut-outs in back panel for venting and wire access

See pg. 36 for series details

\$4,903 List



Epic™

- Two drawers and two locking cabinets; Cut-outs in back panel for venting and wire access

See pg. 10 for series details

\$3,529-\$4,605 List



Escalade®

- One drawer and one locking cabinet; Cut-outs in back panel for venting and wire access

See pg. 38 for series details

\$4,111 List



Universal

- Two drawers, two non-locking cabinets; Cut-outs in back panel for venting and wire access

\$3,145-\$3,669 List



WaveWorks®

- Two drawers and two locking cabinets; Cut-outs in back panel for venting and wire access

See pg. 18 for series details

\$2,963-\$4,040 List

Visual and Marker Boards



Universal Visual Board

- Dry erase marker board; Pegs for hanging flip chart pad; Black tack board inside each door; Set of dry erase markers/eraser included

\$1,364-\$2,126 List



Traditional Visual Board

- Dry erase marker board; Pegs for hanging flip chart pad; Black tack board inside each door; Set of dry erase markers/eraser included

\$2,126 List



Escalade® Visual Board Cornice Top

- Mitered wood veneer cornice top fits on top of Universal Visual Board

\$460-\$531 List



Marker Board

- Slim profile dry erase marker board with tray

\$380 List



Universal Mobile Marker Board

- High gloss, white laminate marker board; 4 locking casters; Adjustable brackets to hang flip chart
- 462 Cinder, 501 Platinum Metallic, 503 Satin Nickel Metallic

\$1,540 List

Lecterns



Deluxe Lectern

- Adjustable tilt writing surface, light, microphone, slide out shelf, slide out step stool, locking cabinet doors and dual wheel casters; Hardwood Veneer or Laminate with Platinum Metallic accents
- Includes Convenience Outlet for power access and hinged back panel for wire access

\$4,521-\$5,241 List



Basic Lectern

- Adjustable tilt writing surface, open cabinet and adjustable shelf; Hardwood Veneer or Laminate with Platinum Metallic accents

\$3,034-\$3,310 List



Set-On Surface Lectern

- Use on table top or Universal Multi-Functional Cart
- Adjustable tilt writing surface; Hardwood Veneer or Laminate with Platinum Metallic accents

\$1,600-\$1,981 List



Mobile Lectern

- Laminate with black pencil ledge
- Mobile base available in Cinder, Platinum Metallic or Satin Nickel Metallic
- Locking casters

\$850 List

Carts and Stands



Universal Multi-Functional Cart

- Hardwood Veneer or Laminate with Platinum Metallic surface, open shelf, locking cabinet doors and dual wheel locking casters
- Includes grommet and hinged back panel for wire access

\$2,069-\$2,400 List



WaveWorks® Mobile Utility Cart

- Open shelf, locking cabinet doors and dual wheel casters

See pg. 18 for series details

\$1,451-\$1,878 List



Escalade® Mobile Utility Cart

- Open shelf, locking cabinet doors and dual wheel casters
- Optional grommet

See pg. 38 for series details

\$2,066 List



WaveWorks® Mobile Computer Cart

- Sliding keyboard/mouse tray and CRT shelf and dual wheel casters
- Includes Power Director for power/data access, grommet and Mesh Cord Manager for wire access

See pg. 18 for series details

\$1,707-\$2,154 List



Universal Mobile Media Cart

- Supports one plasma or LCD screen 37" to 70"; includes mounting bracket, one adjustable height shelf, wire management in rear, adjustable camera platform, and six port power module; Four 5" locking casters; Gun Metal Grey powder coat finish

\$4,400 List



Barrington® Telephone Stand

- Box drawer and cabinet

See pg. 30 for series details

\$1,270 List



Arrowood™ Printer/Telephone Stand

- 12" deep shelf and open back; Optional grommet and casters

See pg. 28 for series details

\$660-\$1,044 List



Barrington® Printer/Telephone Stand

- Traditional picture frame molding; 12" deep shelf and open back; Optional grommet and casters

See pg. 30 for series details

\$723-\$1,352 List



Franklin™ Printer/Telephone Stand

- 12" deep shelf and open back; Optional grommet and casters

See pg. 50 for series details

\$723 List



Hiland™ Printer/Telephone Stand

- 12" deep shelf and open back; Optional grommet and casters

See pg. 42 for series details

\$1,161 List



Renegade™ Printer/Telephone Stand

- 12" deep shelf and open back; Optional grommet and casters

See pg. 52 for series details

\$607-\$728 List



Roosevelt™ Printer/Telephone Stand

- 12" deep shelf and open back; Optional grommet and casters

See pg. 44 for series details

\$1,313-\$1,340 List

Arrowood™ Occasional Tables



Features Hardwood veneer with laminate top; Turned and panel leg styles; Mitered rim profile; Meets and/or exceeds ANSI/BIFMA X5.5-2008

Wood Finishes IntegraClear® Environmentally-friendly UV Finish; IM Brighton, NM Natural, HN Honey, CL Caramel, TF Truffle, AC Autumn, MC Amber, CW Cordovan, DW Judicial, MH Mocha

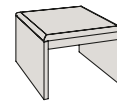
Laminates IM Brighton, NM Natural, HN2 Honey 2, CL Caramel, TF Truffle, AC2 Autumn 2, MC Amber, CW Cordovan, DW Judicial, MH Mocha



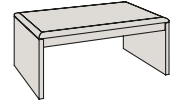
Turned Leg End
Wood/Laminate Top
\$891 List



Turned Leg Magazine
Wood/Laminate Top
\$951 List



Panel Leg End
Wood/Laminate Top
\$598 List



Panel Leg Magazine
Wood/Laminate Top
\$656 List

Wood Finishes and Laminates



Barrington®, Franklin™ and Roosevelt™ Occasional Tables

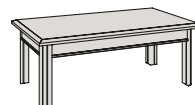


Features Traditional and Queen Anne styles; Hardwood veneer (Standard or Matte/Satin sheen); Laminate top option; Traditional mitered rim profile; Meets and/or exceeds ANSI/BIFMA X5.5-2008

Wood Finishes IntegraClear® Environmentally-friendly UV Finish; TF Truffle, CW Cordovan, DW Judicial, MH Mocha



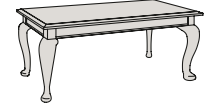
End
Hardwood Veneer
\$686-\$709 List
Wood/Laminate Top
\$773-\$808 List



Magazine
Hardwood Veneer
\$773-\$797 List
Wood/Laminate Top
\$898-\$917 List

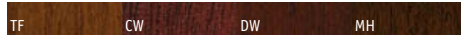


Queen Anne End
Hardwood Veneer
\$1,190 List



Queen Anne Magazine
Hardwood Veneer
\$1,266 List

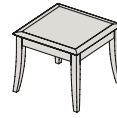
Wood Finishes/Laminates



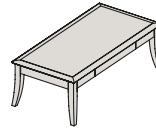
Captivate® Occasional Tables



Features Hardwood veneer (Standard or Matte/Satin sheen); Two rim profile options; Center drawer in magazine and console table; Meets and/or exceeds ANSI/BIFMA X5.5-2008
Wood Finishes IntegraClear® Environmentally-friendly UV Finish; IM Brighton, NM Natural, HN Honey, CL Caramel, TF Truffle, AC Autumn, MC Amber, CW Cordovan, DW Judicial, MH Mocha



End
Hardwood Veneer
\$1,331 List



Magazine
Hardwood Veneer
\$1,453 List

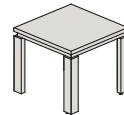


Console
Hardwood Veneer
\$1,745 List

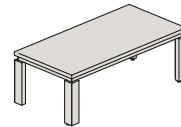
Wood Finishes



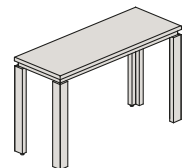
Casbah® Occasional Tables



End
Hardwood Veneer
\$1,303 List



Magazine Table
Magazine
Hardwood Veneer
\$1,435 List



Console
Hardwood Veneer
\$1,816 List

Features Hardwood veneer (Standard or Matte/Satin sheen); Wood or painted recessed façade; Meets and/or exceeds ANSI/BIFMA X5.5-2008

Wood Finishes IntegraClear® Environmentally-friendly UV Finish; IM Brighton, NM Natural, HN Honey, CL Caramel, TF Truffle, AC Autumn, MC Amber, CW Cordovan, DW Judicial, MH Mocha

Façade Paint Colors 462 Cinder, 501 Platinum Metallic, 503 Satin Nickel Metallic

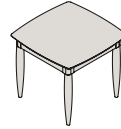
Wood Finishes



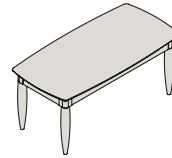
Façade Paint Colors



Clever® Occasional Tables



End
Hardwood Veneer
\$938 List

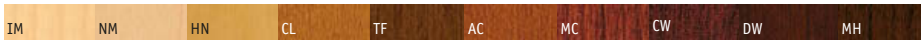


Magazine
Hardwood Veneer
\$991 List

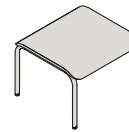
Features Hardwood veneer (Standard or Matte/Satin sheen); Knife rim profile; Meets and/or exceeds ANSI/BIFMA X5.5-2008

Wood Finishes IntegraClear® Environmentally-friendly UV Finish; IM Brighton, NM Natural, HN Honey, CL Caramel, TF Truffle, AC Autumn, MC Amber, CW Cordovan, DW Judicial, MH Mocha

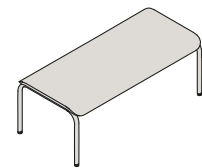
Wood Finishes



Confide® Occasional Tables



End
Hardwood Veneer
\$955 List
Laminate
\$955 List



Magazine
Hardwood Veneer
\$1,485 List
Laminate
\$1,485 List

Features Tubular steel frame/legs; Hardwood veneer (Standard or Matte/Satin sheen) or laminate top; Meets and/or exceeds ANSI/BIFMA X5.5-2008

Wood Finishes Catalyzed top coat resists denting, peeling and reactions to chemicals; Antimicrobial Silver Ion Protection; IM Brighton, NM Natural, HN Honey, CL Caramel, 793 Acorn, 792 Sable, TF Truffle, AC Autumn, MC Amber, CW Cordovan, DW Judicial, MH Mocha, 405 Designer White Paint, 462 Cinder Paint

Laminates IM Brighton, NM Natural, HN2 Honey 2, CL Caramel, 793 Acorn, 792 Sable, TF Truffle, AC2 Autumn 2, MC Amber, CW Cordovan, DW Judicial, MH Mocha, 791 Palisander, 405 Designer White, 462 Cinder

Metal Colors 462 Cinder, 501 Platinum Metallic, 503 Satin Nickel Metallic

Wood Finishes



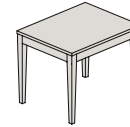
Laminates



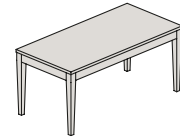
Metal Colors



Eloquence® Occasional Tables



End
Hardwood Veneer
\$787 List



Magazine
Hardwood Veneer
\$907 List

Features Hardwood veneer; Laminate top option; Meets and/or exceeds ANSI/BIFMA X5.5-2008


Wood Finishes Catalyzed top coat resists denting, peeling and reactions to chemicals; Antimicrobial Silver Ion Protection; IM Brighton, NM Natural, HN Honey, CL Caramel, 793 Acorn, 792 Sable, TF Truffle, AC Autumn, MC Amber, CW Cordovan, DW Judicial, MH Mocha, 405 Designer White Paint, 462 Cinder Paint

Laminates IM Brighton, NM Natural, HN2 Honey 2, CL Caramel, 793 Acorn, 792 Sable, TF Truffle, AC2 Autumn 2, MC Amber, CW Cordovan, DW Judicial, MH Mocha, 791 Palisander, 405 Designer White, 462 Cinder

Wood Finishes

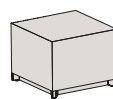


Laminates

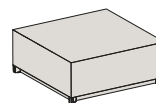


Confide® Lounge Seating, Arc-Com Moonbeam Pebble, Mocha Finish, Satin Nickel Metallic
 Confide® Lounge Seating, Arc-Com Chit Chat Fog and Silica™ Alloy, Satin Nickel Metallic
 Confide® Occasional Tables, Mocha Finish, Satin Nickel Metallic

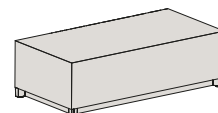
Epic™ Occasional Tables



End Table
Hardwood Veneer
\$1,365 List
Laminate
\$1,174 List



Coffee Table
Hardwood Veneer
\$1,521 List
Laminate
\$1,335 List



Magazine Table
Hardwood Veneer
\$1,462 List
Laminate
\$1,275 List

Features Hardwood veneer (Matte/Satin sheen) or laminate; Metal footed base; Meets and/or exceeds ANSI/BIFMA X5.5-2008

Power/Data Optional power grommets

Wood Finishes IntegraClear® Environmentally-friendly UV Finish; IM Brighton, NM Natural, HN Honey, CL Caramel, TF Truffle, AC Autumn, MC Amber, CW Cordovan, DW Judicial, MH Mocha

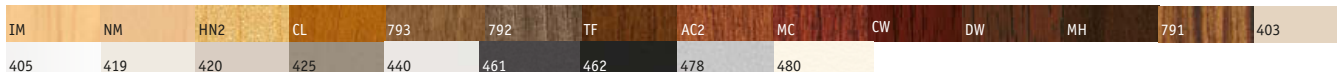
Laminates IM Brighton, NM Natural, HN2 Honey 2, CL Caramel, 793 Acorn, 792 Sable, TF Truffle, AC2 Autumn 2, MC Amber, CW Cordovan, DW Judicial, MH Mocha, 791 Palisander, 403 Chamois, 405 Designer White, 419 Wallaby, 420 Sandstone, 425 Shadow, 440 Cloud, 461 Graphite, 462 Cinder, 478 Platinum Grey, 480 Antique White

Metal Colors 462 Cinder, 501 Platinum Metallic, 503 Satin Nickel Metallic

Wood Finishes



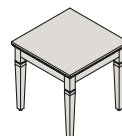
Laminates



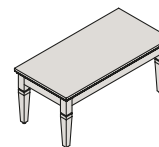
Metal Colors



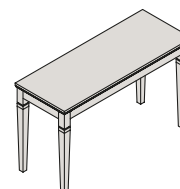
Escalade® Occasional Tables



End
Hardwood Veneer
\$1,212 List



Magazine
Hardwood Veneer
\$1,290 List



Console
Hardwood Veneer
\$1,443 List

Features Hardwood veneer (Standard or Matte/Satin sheen); Mitered rim profile; Notch detail on legs; Meets and/or exceeds ANSI/BIFMA X5.5-2008

Wood Finishes IntegraClear® Environmentally-friendly UV Finish; IM Brighton, NM Natural, HN Honey, CL Caramel, TF Truffle, AC Autumn, MC Amber, CW Cordovan, DW Judicial, MH Mocha

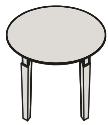
Wood Finishes



Pegos™ Occasional Tables

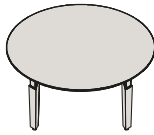


Features Hardwood veneer (Matte/Satin sheen); Laminate top option; Metal leg accent; Meets and/or exceeds ANSI/BIFMA X5.5-2008
Wood Finishes IntegraClear® Environmentally-friendly UV Finish; NM Natural, HN Honey, CL Caramel, TF Truffle, AC Autumn, MC Amber, CW Cordovan, DW Judicial, MH Mocha
Laminates IM Brighton, NM Natural, HN2 Honey 2, CL Caramel, TF Truffle, AC2 Autumn 2, MC Amber, CW Cordovan, DW Judicial, MH Mocha
Metal Accent Colors 462 Cinder, 501 Platinum Metallic, 503 Satin Nickel Metallic



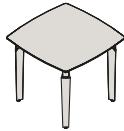
End

Hardwood Veneer
\$1,194 List
 Wood/Laminate Top
\$1,088 List



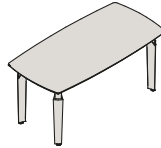
Magazine

Hardwood Veneer
\$1,271 List
 Wood/Laminate Top
\$1,165 List



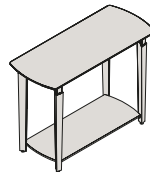
Square End Table

Hardwood Veneer
\$1,194 List
 Laminate
\$1,088 List



Square Magazine Table


Hardwood Veneer
\$1,271 List
 Laminate
\$1,165 List



Console

Hardwood Veneer
\$1,477 List
 Wood/Laminate Top
\$1,371 List

Wood Finishes and Laminates



Metal Colors



Eloquence® Arc-Com Network Cream, Caramel Finish
 Pegos™ Occasional Tables, Autumn Finish, Satin Nickel Metallic



Myriad™ Box Style Occasional Tables, Autumn Finish, Polished Aluminum
 WaveWorks® Entertainment Credenza, Autumn Finish
 Swift™ Lounge Seating, Momentum Sense White

Features Hardwood veneer (Matte/Satin sheen) or laminate; Metal frame/legs; Beveled glass top kit and Corian® kit options; Meets and/or exceeds ANSI/BIFMA X5.5-2008

Power/Data Optional power grommets

Wood Finishes IntegraClear® Environmentally-friendly UV Finish; IM Brighton, NM Natural, HN Honey, CL Caramel, TF Truffle, AC Autumn, MC Amber, CW Cordovan, DW Judicial, MH Mocha

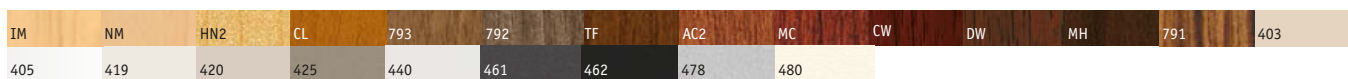
Laminates IM Brighton, NM Natural, HN2 Honey, CL Caramel, 793 Acorn, 792 Sable, TF Truffle, AC2 Autumn 2, MC Amber, CW Cordovan, DW Judicial, MH Mocha, 791 Palisander, 403 Chamois, 405 Designer White, 419 Wallaby, 420 Sandstone, 425 Shadow, 440 Cloud, 461 Graphite, 462 Cinder, 478 Platinum Grey, 480 Antique White

Metal Colors 462 Cinder, 497 Polished Aluminum, 501 Platinum Metallic, 503 Satin Nickel Metallic

Wood Finishes



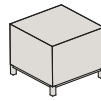
Laminates



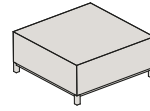
Metal Colors



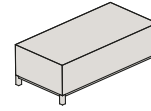
Myriad™ Box Style Occasional Tables



End
Metal/Wood Veneer
\$1,288 List
Metal/Laminate
\$1,067 List



Coffee
Metal/Wood Veneer
\$1,435 List
Metal/Laminate
\$1,213 List



Magazine
Metal/Wood Veneer
\$1,379 List
Metal/Laminate
\$1,159 List

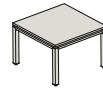


Console
Metal/Wood Veneer
\$1,755 List
Metal/Laminate
\$1,534 List

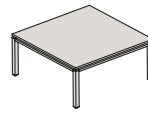
Tables Wood Veneer or Laminate; Aluminum Base/Frame

Top Kit Optional Beveled Glass Top Kit or Corian® Top Kit

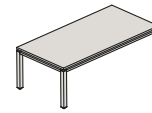
Myriad™ Floating Top Style Occasional Tables



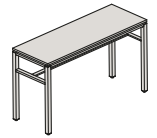
End
Metal/Wood Top
\$1,264 List
Metal/Laminate Top
\$1,042 List
Metal/Glass Top
\$1,518 List



Coffee
Metal/Wood Top
\$1,435 List
Metal/Laminate Top
\$1,213 List
Metal/Glass Top
\$1,765 List



Magazine
Metal/Wood Top
\$1,435 List
Metal/Laminate Top
\$1,213 List
Metal/Glass Top
\$1,765 List



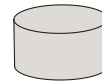
Console
Metal/Wood Top
\$1,600 List
Metal/Laminate Top
\$1,379 List
Metal/Glass Top
\$1,964 List

Tables Wood Veneer, Laminate or Beveled Glass top; Aluminum Frame

Myriad™ Cylinder Style Occasional Tables



End
Hardwood Veneer
\$938 List
Laminate
\$574 List



Coffee
Hardwood Veneer
\$1,263 List
Laminate
\$857 List

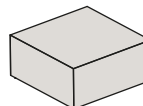
Tables Wood Veneer or Laminate

Top Kit Optional Beveled Glass Top Kit or Corian® Top Kit

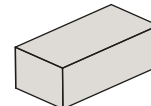
Myriad™ Cube Style Occasional Tables



End
Hardwood Veneer
\$938 List
Laminate
\$574 List



Coffee
Hardwood Veneer
\$1,186 List
Laminate
\$791 List



Magazine
Hardwood Veneer
\$1,186 List
Laminate
\$791 List

Features Wood Veneer or Laminate

Top Kit Optional Beveled Glass Top Kit or Corian® Top Kit

Reno® Occasional Tables



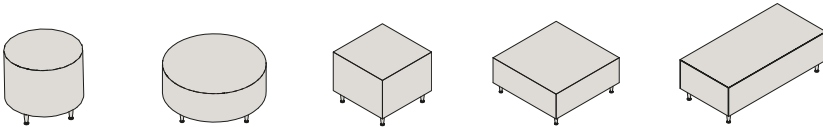
Features Hardwood veneer or laminate; Metal legs; Meets and/or exceeds ANSI/BIFMA X5.5-2008

Power/Data Optional power grommets

Wood Finishes IntegraClear® Environmentally-friendly UV finish; IM Brighton, NM Natural, HN Honey, CL Caramel, TF Truffle, AC Autumn, MC Amber, CW Cordovan, DW Judicial, MH Mocha,

Laminates IM Brighton, NM Natural, HN2 Honey 2, CL Caramel, 793 Acorn, 792 Sable, TF Truffle, AC2 Autumn 2, MC Amber, CW Cordovan, DW Judicial, MH Mocha, 791 Palisander, 405 Designer White, 462 Cinder

Metal Colors 462 Cinder, 501 Platinum Metallic, 503 Satin Nickel Metallic



Round End Table

Hardwood Veneer

\$1,236 List

Laminate

\$1,041 List

Round Coffee Table

Hardwood Veneer

\$1,377 List

Laminate

\$1,188 List

Square End Table

Hardwood Veneer

\$1,236 List

Laminate

\$1,041 List

Square Coffee Table

Hardwood Veneer

\$1,377 List

Laminate

\$1,188 List

Magazine Table

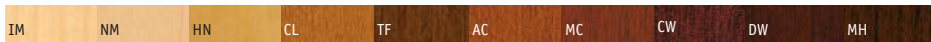
Hardwood Veneer

\$1,324 List

Laminate

\$1,133 List


Wood Finishes




Laminates



Metal Colors



Reno® Bench Seating, Maharam Venn Thunder, Satin Nickel Metallic
 Reno® Lounge Seating, Maharam Tread Primal and Momentum Tread Captain, Satin Nickel Metallic
 Reno® Occasional Tables, Sable Laminate, Satin Nickel Metallic
 Universal Personal Table, Sable Laminate, Satin Nickel Metallic

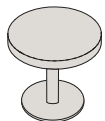


Features Hardwood veneer (Matte/Satin sheen) or laminate; Meets and/or exceeds ANSI/BIFMA X5.5-2008

Wood Finishes IntegraClear® Environmentally-friendly UV finish; IM Brighton, NM Natural, HN Honey, CL Caramel, TF Truffle, AC Autumn, MC Amber, CW Cordovan, DW Judicial, MH Mocha

Laminates IM Brighton, NM Natural, HN2 Honey, CL Caramel, 793 Acorn, 792 Sable, TF Truffle, AC2 Autumn 2, MC Amber, CW Cordovan, DW Judicial, MH Mocha, 791 Palisander, 403 Chamois, 405 Designer White, 419 Wallaby, 420 Sandstone, 425 Shadow, 440 Cloud, 461 Graphite, 462 Cinder, 478 Platinum Grey, 480 Antique White

Metal Colors 462 Cinder, 501 Platinum Metallic, 503 Satin Nickel Metallic



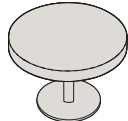
Round End Table

Hardwood Veneer

\$1,518 List

Laminate

\$1,292 List



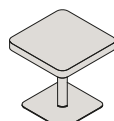
Round Coffee Table

Hardwood Veneer

\$1,765 List

Laminate

\$1,539 List



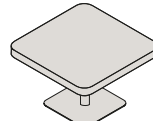
Square End Table

Hardwood Veneer

\$1,621 List

Laminate

\$1,395 List



Square Coffee Table

Hardwood Veneer

\$1,868 List

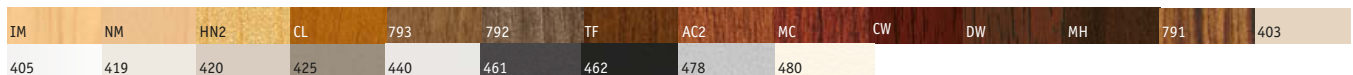
Laminate

\$1,642 List


Wood Finishes



Laminates



Metal Colors



Swift™ Occasional Tables



Swift™ Lounge Seating and Occasional Tables, Momentum Viva Bay and Jacks Frost, Platinum Metallic, Caramel Finish
Tag® Stacking Seating, Momentum Viva Bay, Caramel Finish, Platinum Metallic



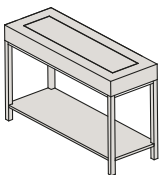
Features Hardwood veneer (Matte/Satin sheen) or laminate; Ganging tables and chairs; Metal base/legs; Meets and/or exceeds ANSI/BIFMA X5.5-2008

Power/Data Optional power grommets

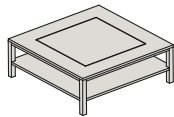
Wood Finishes Catalyzed top coat resists denting, peeling and reactions to chemicals; Antimicrobial Silver Ion Protection; IM Brighton, NM Natural, HN Honey, CL Caramel, TF Truffle, AC Autumn, MC Amber, CW Cordovan, DW Judicial, MH Mocha

Laminates IM Brighton, NM Natural, HN2 Honey 2, CL Caramel, 793 Acorn, 792 Sable, TF Truffle, AC2 Autumn 2, MC Amber, CW Cordovan, DW Judicial, MH Mocha, 791 Palisander, 405 Designer White, 462 Cinder

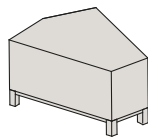
Metal Colors 462 Cinder, 497 Polished Aluminum, 501 Platinum Metallic, 503 Satin Nickel Metallic



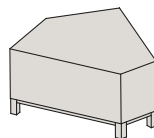
Console
 Metal/Wood Veneer
\$1,886 List
 Metal/Laminate
\$1,804 List



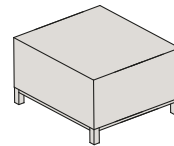
Coffee
 Metal/Wood Veneer
\$1,765 List
 Metal/Laminate
\$1,683 List



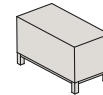
30°
 Metal/Wood Veneer
\$1,351 List
 Metal/Laminate
\$1,269 List



45°
 Metal/Wood Veneer
\$1,462 List
 Metal/Laminate
\$1,441 List



90°
 Metal/Wood Veneer
\$1,517 List
 Metal/Laminate
\$1,435 List



Small End
 Metal/Wood Veneer
\$1,131 List
 Metal/Laminate
\$1,049 List

Wood Finishes



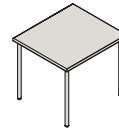
Laminates



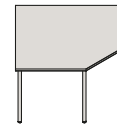
Metal Colors



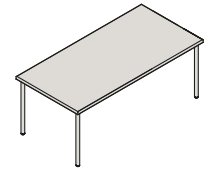
Tag® Occasional Tables



End
Hardwood Veneer
\$504 List
Laminate
\$424 List



Corner
Hardwood Veneer
\$711 List
Laminate
\$631 List



Magazine
Hardwood Veneer
\$690 List
Laminate
\$610 List

Features Tubular metal frame/legs; Hardwood veneer or laminate top; Ganging tables and chairs; Meets and/or exceeds ANSI/BIFMA X5.5-2008

Wood Finishes Catalyzed top coat resists denting, peeling and reactions to chemicals; Antimicrobial Silver Ion Protection; IM Brighton, NM Natural, HN Honey, CL Caramel, 793 Acorn, 792 Sable, TF Truffle, AC Autumn, MC Amber, CW Cordovan, DW Judicial, MH Mocha, 405 Designer White Paint, 462 Cinder Paint


Laminates IM Brighton, NM Natural, HN Honey, CL Caramel, 793 Acorn, 792 Sable, TF Truffle, AC Autumn, MC Amber, CW Cordovan, DW Judicial, MH Mocha, 791 Palisander, 405 Designer White, 462 Cinder

Metal Colors 462 Cinder, 501 Platinum Metallic


Wood Finishes



Laminates



Metal Colors



Triumph™ Occasional Tables



Center/End
Metal/Laminate Top
\$543 List




Corner
Metal/Laminate Top
\$701 List

Features Tubular metal frame/legs; Laminate top; Black PVC edge banding; Ganging tables and chairs; Meets and/or exceeds ANSI/BIFMA X5.5-2008

Laminates HN2 Honey, 461 Graphite, 480 Antique White, 802 White Nebula, 860 Neutral Santos

Metal Color 462 Cinder; Powder coat finish

Laminates



Metal Color





Seating

Executive/Conference

- Arlington™162
- Aurora™163
- Eloquence®.....164
- Journey®.....165
- Justice®.....166
- Remedy®167
- Medalist™168
- Respect®170
- Result®171
- Triumph™ Wood172
- Triumph™ Non-Wood.....173

Task

- Cinch®174
- Essay™176
- Fuel®178
- Gotcha™180
- Mix-it®182
- Mix-it® Mesh Back184

Specialty Task

- Essay™ Student186
- Fuel® Intensive Use188
- Gotcha™ 24 Hour Use.....189
- Fuel® Lower Seat Height.....190
- Fuel® Large and Tall.....191

Stools

- Cinch®192
- Cinch® Task193
- Essay™ Task194
- Fuel® Task196
- Gotcha™ Task.....197
- Mix-it® Task.....198
- Tag®.....200

Guest

- Acquaint®202
- Admire®204
- Arlington™205
- Aurora®206
- Confide®208
- Eloquence®.....210
- Davari®212
- Journey®213
- Fringe™214
- Justice™216
- Medalist™217
- Mix-it®218
- Pennant™219
- Timberlane™220
- Triumph™ Wood222
- Triumph™ Non-Wood223
- Remedy®224
- Respect®225

Stacking/Nesting

- Cinch®226
- Jiminy®228
- Tag®230
- Upwards™232

Patient Chairs

- Confide®234

Bariatric

- Acquaint®235
- Confide®236
- Eloquence®.....238
- Timberlane™239
- Tag®240

Lounge

- Confide®242
- Eloquence®.....244
- Pennant™245
- Fringe™246
- Monterrey™248
- Reno®250
- Swift™252

Benches

- Confide®254
- Eloquence®.....256
- Fringe™257
- Reno®258
- Swift™259

Tandem/Beam

- Cinch®260
- Confide®262
- Eloquence®.....264
- Timberlane™265



A comprehensive selection of seating that combines comfort with style.

Whether your environment is contemporary or traditional, relaxed or reserved, you'll find affordable selections that meet your needs in task seating, executive and conference seating as well as complementary guest, stacking chairs, and stools. Make any lobby or reception area a welcoming haven by choosing any of our comfortable lounge models. When specialty application seating is in demand, National has you covered with choices for intensive use, large and tall, bariatric and tandem seating.



All National® manufactured seating is level® 2 certified by SCS.



Arlington™ Executive/Conference Seating, Showcase Jet
Barrington® Table and Caseloads, Cordovan Finish

Arlington. Fulfills your traditional taste with classic charm.

Features Manual lift or pneumatic lift with tilt lock; Knee tilt control or swivel tilt control; Hardwood base; Antique brass hooded ball casters; Replaceable parts; Meets and/or exceeds ANSI/BIFMA X5.1-2002 using National's certified testing facility; Meets CAL 117 flammability standards; TB133 fire barrier option

Fabric Options Optional antique brass trim nails; Custom embroidery available

Wood Finishes Catalyzed top coat resists denting, peeling and reactions to chemicals; Antimicrobial Silver Ion Protection; IM Brighton, NM Natural, HN Honey, CL Caramel, 793 Acorn, 792 Sable, TF Truffle, AC Autumn, MC Amber, CW Cordovan, DW Judicial, MH Mocha, 405 Designer White Paint, 462 Cinder Paint



High Back
D29" W27" H39"
\$1,278 Starting List



Jury Base
D29" W27" H39"
\$1,490 Starting List

Wood Finishes



Features and Options



Optional Trim Nails



Wood Base



Jury Base





Aurora® Executive/Conference Seating, Maharam Lariat Fern, Platinum Metallic, Sedona Mirage, Cinder, Showcase Cream, Polished Aluminum

Aurora. Brings classy luxury and sophistication to any environment.

Features Pneumatic lift with tilt lock; Knee tilt control or synchronous control; Free float; Optional seatslide; Replaceable parts; Meets and/or exceeds ANSI/BIFMA X5.1-2002 using National's certified testing facility; Meets CAL 117 flammability standards; TB133 fire barrier option
Back Options High back or mid back; Custom embroidery available
Base Options Hard or soft double wheel casters
Metal Colors 462 Cinder, 497 Polished Aluminum, 501 Platinum Metallic, 503 Satin Nickel Metallic



High Back
 D28" W27" H44"
 \$1,241 Starting List



Mid Back
 D28" W27" H39"
 \$1,186 Starting List

Metal Colors



Features and Options



Cinder
 Arms/Base



Polished Aluminum
 Arms/Base



Platinum Metallic
 Arms/Base



Satin Nickel Metallic
 Arms/Base





Eloquence® Executive/Conference Seating, Maharam Orissa Bright, Mocha Finish
 Universal Conference Table, Mocha Finish

Eloquence. Beautifully blends lustrous veneers and fabrics into works of art.

Features Pneumatic lift with tilt lock; Knee tilt control; Wood detail between back and extreme back; Replaceable parts; Meets and/or exceeds ANSI/BIFMA X5.1-2002 using National's certified testing facility; Meets CAL 117 flammability standards; TB133 fire barrier option

Back Options High back or mid back; Custom embroidery available

Arm Options Black polyurethane arm caps

Base Options Hard or soft double wheel casters

Wood Finishes Catalyzed top coat resists denting, peeling and reactions to chemicals; Antimicrobial Silver Ion Protection; IM Brighton, NM Natural, HN Honey, CL Caramel, 793 Acorn, 792 Sable, TF Truffle, AC Autumn, MC Amber, CW Cordovan, DW Judicial, MH Mocha, 405 Designer White Paint, 462 Cinder Paint



High Back

D28" W27" H42"

\$1,257 Starting List




Mid Back

D27" W27" H38"

\$1,218 Starting List

Wood Finishes



Features and Options



Wood Arms with Polyurethane Arm Caps



Wood Base





Journey® Executive/Conference Seating, Promessa Briarwood, Mocha Finish
 Journey® Guest Seating, Momentum Sense White, Mocha Finish

Journey. Provides excellent comfort in a transitional silhouette.

Features Pneumatic lift with tilt lock; Synchronous tilt control; Adjustable lumbar support; Optional seatslide; Replaceable parts; Meets and/or exceeds ANSI/BIFMA X5.1-2002 using National's certified testing facility; Meets CAL 117 flammability standards; TB133 fire barrier option

Arm Options Wood accents

Back Options High back or mid back; Custom embroidery available

Base Options Hard or soft double wheel casters

Wood Finishes Catalyzed top coat resists denting, peeling and reactions to chemicals; Antimicrobial Silver Ion Protection; IM Brighton, NM Natural, HN Honey, CL Caramel, 793 Acorn, 792 Sable, TF Truffle, AC Autumn, MC Amber, CW Cordovan, DW Judicial, MH Mocha, 405 Designer White Paint, 462 Cinder Paint



High Back

D27" W29" H43"

\$1,347 Starting List

\$1,375 Starting List (Wood Arm Accents)

\$1,559 Starting List (Jury Base)



Mid Back

D27" W29" H39"

\$1,312 Starting List

\$1,337 Starting List (Wood Arm Accents)

\$1,524 Starting List (Jury Base)

Wood Finishes



Features and Options



Upholstered Arms



Upholstered Arms with Wood Accents



Wood Base



Jury Base



Justice® Executive/Conference Seating



Justice. Provides cushy comfort and classic, traditional styling.

Features Pneumatic lift with tilt lock; Synchronous tilt control; Adjustable lumbar support; Optional seatslide; Replaceable parts; Meets and/or exceeds ANSI/BIFMA X5.1-2002 using National's certified testing facility; Meets CAL 117 flammability standards; TB133 fire barrier option

Arm Options Wood accents

Back Options High back or mid back; Optional button tufting; Custom embroidery available

Base Options Hard or soft double wheel casters

Wood Finishes Catalyzed top coat resists denting, peeling and reactions to chemicals; Antimicrobial Silver Ion Protection; IM Brighton, NM Natural, HN Honey, CL Caramel, 793 Acorn, 792 Sable, TF Truffle, AC Autumn, MC Amber, CW Cordovan, DW Judicial, MH Mocha, 405 Designer White Paint, 462 Cinder Paint



High Back

D28" W28" H45"

\$1,375 Starting List

\$1,398 Starting List (Wood Arm Accents)


Mid Back

D28" W28" H41"

\$1,337 Starting List

\$1,363 Starting List (Wood Arm Accents)

Wood Finishes



Features and Options



Upholstered Arms



Upholstered Arms with Wood Accents



Optional Button Tufting



Wood Base





Remedy® Executive/Conference Seating, Davenport Bonton, Mocha Finish

Remedy. Your office prescription for comfort, affordability and sustainability.

Features Pneumatic lift with tilt lock; Knee tilt control; Horizontal tufting detail on backs; Replaceable parts; Meets and/or exceeds ANSI/BIFMA X5.1-2002 using National's certified testing facility; Meets CAL 117 flammability standards; TB133 fire barrier option

Fabric Options Contrasting arm caps

Back Options High back or mid back; Custom embroidery available

Base Options Hard or soft double wheel casters

Wood Finishes Catalyzed top coat resists denting, peeling and reactions to chemicals; Antimicrobial Silver Ion Protection; IM Brighton, NM Natural, HN Honey, CL Caramel, 793 Acorn, 792 Sable, TF Truffle, AC Autumn, MC Amber, CW Cordovan, DW Judicial, MH Mocha, 405 Designer White Paint, 462 Cinder Paint



High Back

D29" W27" H41"

\$845 Starting List

\$889 Starting List (Contrasting Arm Caps)

\$1,057 Starting List (Jury Base)

Mid Back


D27" W27" H36"

\$816 Starting List

\$860 Starting List (Contrasting Arm Caps)

\$1,028 Starting List (Jury Base)


Wood Finishes



Features and Options



Upholstered Arm Caps



Upholstered Contrasting Arm Caps



Wood Base



Jury Base





Medalist™ Contemporary Executive/Conference Seating, Brisa® Distressed Manilla, Natural Finish
 Medalist™ Traditional Executive/Conference Seating, Brisa® Distressed Buckskin, Judicial Finish
 Medalist™ Transitional Executive/Conference Seating, Brisa® Cambridge Blue, Amber Finish

Medalist. Offers three larger scale designs for those seeking true executive style.

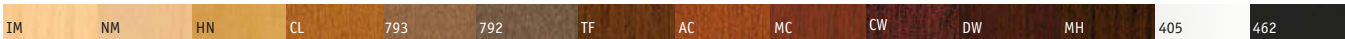
Features Pneumatic lift with tilt lock; Knee tilt control; Traditional, transitional and contemporary styles; Replaceable parts; Meets and/or exceeds ANSI/BIFMA X5.1-2002 using National's certified testing facility; Meets CAL 117 flammability standards; TB133 fire barrier option

Back Options High back or mid back; Custom embroidery available

Base Options Hardwood base or black nylon base; Hard or soft double wheel casters

Wood Finishes Catalyzed top coat resists denting, peeling and reactions to chemicals; Antimicrobial Silver Ion Protection; IM Brighton, NM Natural, HN Honey, CL Caramel, 793 Acorn, 792 Sable, TF Truffle, AC Autumn, MC Amber, CW Cordovan, DW Judicial, MH Mocha, 405 Designer White Paint, 462 Cinder Paint

Wood Finishes



Features and Options



Wood Base
 Transitional Style
 Contemporary Style



Wood Base
 Traditional Style



Black Nylon Base
 Transitional Style
 Contemporary Style
 Traditional Style



Jury Base



The perfect seating plan. Diversity of styles allows it to be placed in any area of the workplace.



Traditional Style



High Back
D30" W29" H45"

- \$1,350** Starting List (Wood Base)
- \$1,222** Starting List (Black Nylon Base)
- \$1,434** Starting List (Jury Base)



Mid Back
D30" W29" H41"

- \$1,313** Starting List (Wood Base)
- \$1,187** Starting List (Black Nylon Base)
- \$1,399** Starting List (Jury Base)

Transitional Style



High Back
D28" W29" H40"

- \$1,355** Starting List (Wood Base)
- \$1,229** Starting List (Black Nylon Base)
- \$1,441** Starting List (Jury Base)



Mid Back
D28" W29" H44"

- \$1,319** Starting List (Wood Base)
- \$1,195** Starting List (Black Nylon Base)
- \$1,407** Starting List (Jury Base)

Contemporary Style



High Back
D28" W29" H44"

- \$1,385** Starting List (Wood Base)
- \$1,259** Starting List (Black Nylon Base)
- \$1,471** Starting List (Jury Base)



Mid Back
D28" W29" H40"

- \$1,350** Starting List (Wood Base)
- \$1,222** Starting List (Black Nylon Base)
- \$1,434** Starting List (Jury Base)



Respect® Executive/Conference Seating, Showcase Greige and Promessa Atlantic

Respect. Provides a mix of materials, colors and finishes for your personal touch.

Features Pneumatic lift with tilt lock; Knee tilt control; Baseball stitching detail on back/seat; Headrest on high back; Replaceable parts; Meets and/or exceeds ANSI/BIFMA X5.1-2002 using National's certified testing facility; Meets CAL 117 flammability standards; TB133 fire barrier option

Arm Options Satin nickel metallic or black nylon arms; Soft polyurethane arm pads

Back Options High back or mid back; Custom embroidery available

Base Options Hardwood, Satin nickel metallic or black nylon base; Hard or soft double wheel casters

Wood Finishes Catalyzed top coat resists denting, peeling and reactions to chemicals; Antimicrobial Silver Ion Protection; IM Brighton, NM Natural, HN Honey, CL Caramel, 793 Acorn, 792 Sable, TF Truffle, AC Autumn, MC Amber, CW Cordovan, DW Judicial, MH Mocha, 405 Designer White Paint, 462 Cinder Paint



High Back

D28" W27" H43"

\$1,050 Starting List (Wood Base/Black Nylon Arms)

\$1,022 Starting List (Satin Nickel Metallic Base/Satin Nickel Metallic Arms)

\$882 Starting List (Black Nylon Base/Black Nylon Arms)



Mid Back


D26" W27" H40"

\$1,026 Starting List (Wood Base/Black Nylon Arms)

\$996 Starting List (Satin Nickel Metallic Base/Satin Nickel Metallic Arms)

\$856 Starting List (Black Nylon Base/Black Nylon Arms)

Wood Finishes



Features and Options



Satin Nickel Metallic Arms
Black Nylon Arms

Wood Base

Satin Nickel Metallic Base

Black Nylon Base





Result. Unpretentious, highly functional seating that's a perfect complement to any environment.

Features Pneumatic lift with tilt lock; Swivel tilt control; Stitching detail on backs; Replaceable parts; Meets and/or exceeds ANSI/BIFMA X5.1-2002 using National's certified testing facility; Meets CAL 117 flammability standards; TB133 fire barrier option

Upholstery Black leather/faux leather standard

Back Options High back or mid back

Base Options Hard or soft double wheel casters



High Back
D26" W27" H43"
\$655 List



Mid Back
D26" W27" H38"
\$592 List

Features and Options



T-Stitch Back



Black Polyurethane Arms



Black Nylon Base



Triumph™ Wood Executive/Conference Seating



Triumph™ Executive/Conference Seating, Brisa® Distressed Manilla, Autumn Finish
Arrowood™ Conference Table and Entertainment Credenza, Autumn Finish

Triumph Wood. When it comes to making people feel at ease, Triumph has all the right moves.

Features Pneumatic lift with tilt lock; Knee tilt control; Replaceable parts; Meets and/or exceeds ANSI/BIFMA X5.1-2002 using National's certified testing facility; Meets CAL 117 flammability standards; TB133 fire barrier option

Arm Options Upholstered or hardwood arms; Black polyurethane arm caps

Back Options High back or mid back; Custom embroidery available

Base Options Hardwood base; Hard or soft double wheel casters

Wood Finishes Catalyzed top coat resists denting, peeling and reactions to chemicals; Antimicrobial Silver Ion Protection; IM Brighton, NM Natural, HN Honey, CL Caramel, 793 Acorn, 792 Sable, TF Truffle, AC Autumn, MC Amber, CW Cordovan, DW Judicial, MH Mocha, 405 Designer White Paint, 462 Cinder Paint



High Back

D28" W26" H39"

\$979 Starting List (Fully Upholstered Arms)

\$1,069 Starting List (Wood Arms)

\$1,125 Starting List (Wood Arms with Polyurethane Arm Caps)

\$1,114 Starting List (Fully Upholstered Arms, Jury Base)

\$1,281 Starting List (Wood Arms, Jury Base)

\$1,337 Starting List (Wood Arms with Polyurethane Arm Caps, Jury Base)



Mid Back

D28" W26" H34"

\$953 Starting List (Fully Upholstered Arms)

\$1,042 Starting List (Wood Arms)


\$1,098 Starting List (Wood Arms with Polyurethane Arm Caps)

\$1,091 Starting List (Fully Upholstered Arms, Jury Base)

\$1,254 Starting List (Wood Arms, Jury Base)

\$1,310 Starting List (Wood Arms with Polyurethane Arm Caps, Jury Base)

Wood Finishes



Features and Options



Wood Base



Jury Base



Fully Upholstered Arms



Wood Arms



Wood Arms with Polyurethane Arm Caps



Triumph™ Non-Wood Executive/Conference Seating



Triumph™ Executive/Conference Seating, Essence/Ultraleather™ Pecan

Triumph Non-Wood. Conquers the challenge of blending comfort with stylish good looks.

Features Pneumatic lift with tilt lock; Knee tilt control; Replaceable parts; Meets and/or exceeds ANSI/BIFMA X5.1-2002 using National's certified testing facility;

Meets CAL 117 flammability standards; TB133 fire barrier option

Arm Options Fully upholstered, black nylon arms or armless

Back Options High back or low back; Custom embroidery available

Base Options Black nylon base; Hard or soft double wheel casters



High Back

D28" W26" H39"

\$902 Starting List (Fully Upholstered Arms)

\$823 Starting List (Black Nylon Arms)

\$1,029 Starting List (Black Nylon Arms, Jury Base)



Low Back

D28" W26" H34"

\$879 Starting List (Fully Upholstered Arms)

\$800 Starting List (Black Nylon Arms)

\$710 Starting List (Armless)

\$1,006 Starting List (Black Nylon Arms, Jury Base)

\$916 Starting List (Armless, Jury Base)

Features and Options




Black Nylon Base



Jury Base



Fully Upholstered Arms



Black Nylon Arms



Armless



Cinch® Task Seating



Cinch® Task Seating, Lime and Maharam Anagram Electric
Epic™ Casegoods, Designer White Laminate, Pact Fern Epicenter® Tack Board Inserts

Features Pneumatic lift ; Swivel control; Replaceable parts; Meets and/or exceeds ANSI/BIFMA X5.1-2002 using National's certified testing facility; Meets CAL 117 flammability standards; TB133 fire barrier option

Arm Options Arms or armless

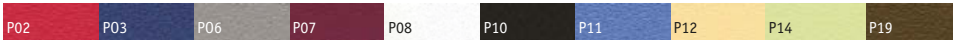
Back/Seat Options Plastic seat/back; Contrasting plastic seat/back or plastic back/upholstered seat

Base Options Black nylon or Platinum Metallic base; Hard or soft double wheel casters

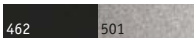
Plastic Colors P02 Red, P03 Blue, P06 Pebble, P07 Currant, P08 Marshmallow, P10 Black, P11 Blueberry, P12 Lemon, P14 Lime, P19 Brownie

Metal Paint Colors 462 Cinder, 501 Platinum Metallic

Plastic Colors



Metal Colors



Features and Options



All Plastic



Contrasting Plastic



Upholstered Seat Option



Black Nylon Base



Platinum Metallic Base

Cinch. Never underestimate the power and attractiveness of simplicity.



Platinum Metallic Base



Plastic Seat
 D24" W24" H30"
\$644 Starting List Price
\$541 Starting List Price (Armless)



Upholstered Seat
 D24" W24" H30"
\$757 Starting Price List
\$654 Starting List Price (Armless)



Black Nylon Base



Plastic Seat
 D24" W24" H30"
\$541 Starting List Price
\$438 Starting List Price (Armless)



Upholstered Seat
 D24" W24" H30"
\$654 Starting List Price
\$551 Starting List Price (Armless)

Want **more** Cinch®?



www.NationalOfficeFurniture.com/MoreCinch



Arms



Armless

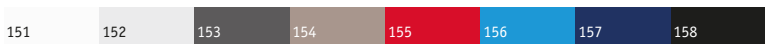




Essay™ Task Chairs, White Shell
 Mio™ Collaborative Tables, Acorn Laminate, Platinum Metallic Bases
 WaveWorks® Tables, Acorn Laminate
 Exhibit™ Wall Rail Solution, Platinum Metallic Wall Rails, Pact Coastal Tack Inserts

Features Pneumatic lift; Swivel; Optional tablet arm and cup holder; Replaceable parts; Meets and/or exceeds ANSI/BIFMA X5.1-2002 using National's certified testing facility
Back/Seat Options One piece plastic shell; Upholstered seat cushion available
Shell Colors 151 White, 152 Light Grey, 153 Dark Grey, 154 Taupe, 155 Red, 156 Blue, 157 Navy, 158 Black
Base Options Black nylon base; Hard or soft double wheel casters or static glides

Shell Colors



Want **more** Essay™?



Student Inspired. Student Designed.
www.NationalOfficeFurniture.com/MoreEssay

Features and Options



Cup Holder

Seat Cushion

Chevron Tablet

Casters

Glides

Chevron Back

Essay. Learning happens everywhere.



Task Models



Task Chair with Tablet
 D33" W26" H34"
 \$575 Starting List Price
 \$575 Starting List Price (Static)



Task Chair
 D25" W26" H34"
 \$400 Starting List Price
 \$400 Starting List Price (Static)





Fuel® Task Seating, Spectrum Camel and Spectrum Red

Features Pneumatic lift with tilt lock; Synchronous tilt or knee tilt control; Free float; Optional seatslide; Adjustable back height; Replaceable parts; Meets and/or exceeds ANSI/BIFMA X5.1-2002 using National's certified testing facility; Meets CAL 117 flammability standards; TB133 fire barrier option
Arm Options High performance; Height adjustable; Width adjustable; Pivoting arm pads; Armless
Back Options Mid back or low back; Upholstered or plastic extreme back; Custom embroidery available
Base Options Hard or soft double wheel casters

Comfort Features

Pneumatic Lift Raises or lowers the seat of the chair to allow your feet to rest flat on the floor minimizing the pressure placed under your thighs
Tension Control Increases or decreases the tension of the chair's tilt to match your body weight
Tilt Lock Locks the tilt of the chair in a comfortable position to support your posture
Back Height Raises or lowers the backrest of the chair to a position that best supports your lumbar
Seatslide Offers ergonomic comfort and support for taller users by adjusting the seat depth
High Performance Arms Allows for arm pad to slide forward/backward, side to side, and pivot three positions

Want **more** Fuel®?



www.NationalOfficeFurniture.com/MoreFuel

Features and Options



Upholstered Back

Plastic Back

High Performance Arms
Height

High Performance Arms
Height/Width

Adjustable Arms
Height/Width/Pivot

Adjustable Arms
Height/Width

Fuel. Represents a totally new interpretation in task seating style and comfort.



Task Models



Mid Back

D25" W27" H38"

Upholstered or Plastic Back

Synchronous Tilt or Knee Tilt Control

\$848 Starting List Price (Height Adjustable High Performance Arms)

\$933 Starting List Price (Height/Width Adjustable High Performance Arms)

\$844 Starting List Price (Height/Width/Pivot Adjustable Arms)

\$827 Starting List Price (Height/Width Adjustable Arms)

\$743 Starting List Price (Height Adjustable Arms)

\$607 Starting List Price (Armless)



Low Back

D25" W27" H38"

Upholstered or Plastic Back

Synchronous Tilt or Knee Tilt Control

\$927 Starting List Price (Height Adjustable High Performance Arms)

\$1,020 Starting List Price (Height/Width Adjustable High Performance Arms)

\$936 Starting List Price (Height/Width/Pivot Adjustable Arms)

\$914 Starting List Price (Height/Width Adjustable Arms)

\$821 Starting List Price (Height Adjustable Arms)


\$686 Starting List Price (Armless)



Adjustable Arms
Height/Pivot



Adjustable Arms
Height



Armless





Gotcha™ Task Seating, Maharam Even Azalea and Maharam Even Seedling

Features Pneumatic lift with tilt lock; Synchronous tilt or knee tilt control; Free float; Optional seatslide; Adjustable back height; Replaceable parts; Meets and/or exceeds ANSI/BIFMA X5.1-2002 using National's certified testing facility; Meets CAL 117 flammability standards; TB133 fire barrier option
Arm Options High performance; Height adjustable; Width adjustable; Pivoting arm pads; Armless
Back Options Mid back or low back; Upholstered or plastic extreme back; Custom embroidery available
Base Options Hard or soft double wheel casters

Comfort Features

Pneumatic Lift Raises or lowers the seat of the chair to allow your feet to rest flat on the floor minimizing the pressure placed under your thighs
Tension Control Increases or decreases the tension of the chair's tilt to match your body weight
Tilt Lock Locks the tilt of the chair in a comfortable position to support your posture
Back Height Raises or lowers the backrest of the chair to a position that best supports your lumbar
Seatslide Offers ergonomic comfort and support for taller users by adjusting the seat depth
High Performance Arms Allows for arm pad to slide forward/backward, side to side, and pivot three positions

Features and Options



Upholstered Back

Plastic Back

High Performance Arms
Height/Width/Pivot

Fully Adjustable Arms
Height/Width/Pivot

Adjustable Arms
Height/Width

Armless

Gotcha. A versatile task seating solution for those who are serious about their work.



Task Models



Mid Back

D26" W26" H37"

Upholstered or Plastic Back
Synchronous Tilt or Knee Tilt Control

\$871 Starting List Price (High Performance Arms)

\$845 Starting List Price (Fully Adjustable Arms)

\$765 Starting List Price (Adjustable Arms)

\$657 Starting List Price (Armless)



Low Back

D26" W26" H34"

Upholstered or Plastic Back
Synchronous Tilt or Knee Tilt Control

\$857 Starting List Price (High Performance Arms)

\$827 Starting List Price (Fully Adjustable Arms)

\$751 Starting List Price (Adjustable Arms)

\$609 Starting List Price (Armless)





Mix-it® Task Seating, Sedona Mesa, Judicial Finish and Stinson Block Party Top Hat

Features Pneumatic lift with tilt lock; Synchronous tilt or knee tilt control; Free float; Optional seatslide; Adjustable back height; Replaceable parts; Meets and/or exceeds ANSI/BIFMA X5.1-2002 using National's certified testing facility; Meets CAL 117 flammability standards; TB133 fire barrier option

Arm Options High performance; Adjustable wood or polyurethane; Static wood or polyurethane; Armless

Back Options High back or mid back; Upholstered or plastic extreme back; Custom embroidery available

Base/Frame Options Hardwood, Platinum Metallic or black nylon base; Hard or soft double wheel casters

Wood Finishes Catalyzed top coat resists denting, peeling and reactions to chemicals; Antimicrobial Silver Ion Protection; IM Brighton, NM Natural, HN Honey, CL Caramel, 793 Acorn, 792 Sable, TF Truffle, AC Autumn, MC Amber, CW Cordovan, DW Judicial, MH Mocha, 405 Designer White Paint, 462 Cinder Paint

Metal Paint Colors 462 Cinder, 501 Platinum Metallic; Powder coat finish

Comfort Features

Pneumatic Lift Raises or lowers the seat of the chair to allow your feet to rest flat on the floor minimizing the pressure placed under your thighs

Tension Control Increases or decreases the tension of the chair's tilt to match your body weight

Tilt Lock Locks the tilt of the chair in a comfortable position to support your posture

Back Height Raises or lowers the backrest of the chair to a position that best supports your lumbar

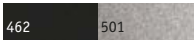
Seatslide Offers ergonomic comfort and support for taller users by adjusting the seat depth

High Performance Arms Allows for arm pad to slide forward/backward, side to side, and pivot three positions

Wood Finishes



Metal Colors



Features and Options



Upholstered Back
Plastic Back

Wood Base

Platinum Metallic Base

Black Nylon Base

High Performance Arms
Height/Width/Pivot

Adjustable Wood Arms
Height/Width

Wood Base



High Back

D27" W26" H40"

Upholstered or Plastic Back
Synchronous Tilt or Knee Tilt Control

\$1,040 Starting List Price (Adjustable Wood Arms)

\$1,020 Starting List Price (Static Wood Arms)



Mid Back

D27" W26" H36"

Upholstered or Plastic Back
Synchronous Tilt or Knee Tilt Control

\$1,015 Starting List Price (Adjustable Wood Arms)

\$991 Starting List Price (Static Wood Arms)

\$750 Starting List Price (Armless)

Platinum Metallic Base



High Back

D26" W26" H39"

Upholstered or Plastic Back
Synchronous Tilt or Knee Tilt Control

\$1,102 Starting List Price (High Performance Arms)

\$996 Starting List Price (Adjustable Polyurethane Arms)

\$1,089 Starting List Price (Adjustable Wood Arms)

\$979 Starting List Price (Static Polyurethane Arms)

\$1,069 Starting List Price (Static Wood Arms)



Mid Back

D26" W26" H36"

Upholstered or Plastic Back
Synchronous Tilt or Knee Tilt Control

\$1,076 Starting List Price (High Performance Arms)

\$970 Starting List Price (Adjustable Polyurethane Arms)

\$1,062 Starting List Price (Adjustable Wood Arms)

\$951 Starting List Price (Static Polyurethane Arms)

\$1,041 Starting List Price (Static Wood Arms)

\$801 Starting List Price (Armless)



Black Nylon Base



High Back

D26" W26" H39"

Upholstered or Plastic Back
Synchronous Tilt or Knee Tilt Control

\$974 Starting List Price (High Performance Arms)

\$868 Starting List Price (Adjustable Polyurethane Arms)

\$961 Starting List Price (Adjustable Wood Arms)

\$851 Starting List Price (Static Polyurethane Arms)

\$941 Starting List Price (Static Wood Arms)



Mid Back

D26" W26" H36"

Upholstered or Plastic Back
Synchronous Tilt or Knee Tilt Control

\$949 Starting List Price (High Performance Arms)

\$843 Starting List Price (Adjustable Polyurethane Arms)

\$934 Starting List Price (Adjustable Wood Arms)

\$823 Starting List Price (Static Polyurethane Arms)


\$914 Starting List Price (Static Wood Arms)

\$974 Starting List Price (Armless)



Adjustable Polyurethane Arms

Height/Width



Static Wood Arms



Static Polyurethane Arms



Armless



Mix-it® Mesh Back Task Seating



Mix-it® Mesh Back Task Seating, Sedona Mesa

Features Pneumatic lift with tilt lock; Synchronous tilt or knee tilt control; Free float; Optional seatslide; Adjustable lumbar; Black mesh back; Replaceable parts; Meets and/or exceeds ANSI/BIFMA X5.1-2002 using National's certified testing facility; Meets CAL 117 flammability standards; TB133 fire barrier option

Arm Options High performance; Adjustable wood or polyurethane; Static wood or polyurethane; Armless

Base/Frame Options Wood, Platinum Metallic or black nylon base; Hard or soft double wheel casters

Wood Finishes Catalyzed top coat resists denting, peeling and reactions to chemicals; Antimicrobial Silver Ion Protection; IM Brighton, NM Natural, HN Honey, CL Caramel, 793 Acorn, 792 Sable, TF Truffle, AC Autumn, MC Amber, CW Cordovan, DW Judicial, MH Mocha, 405 Designer White Paint, 462 Cinder Paint

Metal Paint Colors 462 Cinder, 501 Platinum Metallic; Powder coat finish

Comfort Features

Pneumatic Lift Raises or lowers the seat of the chair to allow your feet to rest flat on the floor minimizing the pressure placed under your thighs

Tension Control Increases or decreases the tension of the chair's tilt to match your body weight


Tilt Lock Locks the tilt of the chair in a comfortable position to support your posture

Adjustable Lumbar Optional lumbar adjusts 2" up or down allowing you to obtain the desired level of support

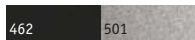
Seatslide Offers ergonomic comfort and support for taller users by adjusting the seat depth

High Performance Arms Allows for arm pad to slide forward/backward, side to side, and pivot three positions

Wood Finishes



Metal Colors



Features and Options



Optional Adjustable Lumbar

Wood Base

Platinum Metallic Base

Black Nylon Base

High Performance Arms
Height/Width/Pivot

Adjustable Wood Arms
Height/Width

Platinum Metallic Base



Mesh Back

D26" W26" H38"

Upholstered or Plastic Back

Synchronous Tilt or Knee Tilt Control

\$996 Starting List Price (High Performance Arms)

\$890 Starting List Price (Adjustable Polyurethane Arms)

\$983 Starting List Price (Adjustable Wood Arms)

\$872 Starting List Price (Static Polyurethane Arms)

\$963 Starting List Price (Static Wood Arms)

\$723 Starting List Price (Armless)

Wood Base



Mesh Back

D27" W26" H38"

Upholstered or Plastic Back

Synchronous Tilt or Knee Tilt Control

\$934 Starting List Price (Adjustable Wood Arms)

\$914 Starting List Price (Static Wood Arms)

\$673 Starting List Price (Armless)

Black Nylon Base



Mesh Back

D26" W26" H38"

Upholstered or Plastic Back

Synchronous Tilt or Knee Tilt Control

\$868 Starting List Price (High Performance Arms)

\$762 Starting List Price (Adjustable Polyurethane Arms)

\$855 Starting List Price (Adjustable Wood Arms)

\$745 Starting List Price (Static Polyurethane Arms)

\$835 Starting List Price (Static Wood Arms)

\$595 Starting List Price (Armless)



Adjustable Polyurethane Arms

Height/Width



Static Wood Arms



Static Polyurethane Arms



Armless

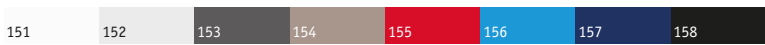





Essay™ Student Chairs, Light Grey Shell, Light Grey Tray, Dark Grey Frame, Silica Marigold Seat Cushions
 Mix-it® Task Chair, Momentum Hearsay Kohl
 Arrowood™ Laminate Desk, Sable Laminate
 WaveWorks® Metal Files, Taupe Metallic Paint
 Exhibit™ Wall Rail Solution, Satin Nickel Metallic Wall Rails, Repetition Tawny Tack Inserts
 Universal Mobile Marker Board, Satin Nickel Metallic

Features Swivel; Optional tablet arm and cup holder; Replaceable parts; Meets and/or exceeds ANSI/BIFMA X5.1-2002 using National's certified testing facility
Back/Seat Options One piece plastic shell; Upholstered seat cushion available
Shell/Tray Colors 151 White, 152 Light Grey, 153 Dark Grey, 154 Taupe, 155 Red, 156 Blue, 157 Navy, 158 Black
Base Options 153 Dark Grey or 158 Black; Hard or soft double wheel casters or static glides

Shell and Tray Colors



Frame Colors



Want **more** Essay™?



Student Inspired. Student Designed.
www.NationalOfficeFurniture.com/MoreEssay

Features and Options



Cup Holder



Seat Cushion



Chevron Tablet



Casters



Glides

Essay. Form follows function.



Student Models



Student Chair with Tablet
 D33" W26" H37"
 \$675 Starting List Price
 \$675 Starting List Price (Static)



Student Chair
 D24" W26" H37"
 \$500 Starting List Price
 \$500 Starting List Price (Static)



Chevron Back



Student Chair Tray





Features Pneumatic lift with tilt lock; Synchronous tilt control; Adjustable back height; Designed/built for heavy-duty, 24/7 applications; Replaceable parts; Meets Federal Intensive Usage Standard FED-STD 834; Meets and/or exceeds ANSI/BIFMA X5.1-2002 using National's certified testing facility; Meets CAL 117 flammability standards; TB133 fire barrier option

Arm Options Static loop arms or armless

Back Plastic extreme back; Custom embroidery available

Base Black aluminum base; Hard or soft double wheel casters

Comfort Features

Pneumatic Lift Raises or lowers the seat of the chair to allow your feet to rest flat on the floor minimizing the pressure placed under your thighs

Tension Control Adjusts the tension of seat recline

Tilt Lock Locks the tilt of the chair in a comfortable position to support your posture

Back Height Raises or lowers the backrest of the chair to a position that best supports your lumbar



Mid Back

D26" W28" H38"

\$1,255 Starting List (Static Loop Arms)

\$1,084 Starting List (Armless)

Features and Options



Plastic Back

Black Aluminum Base

Static Loop Arms

Armless





Gotcha™ 24 Hour Use Seating, Twilight Ocean and Stinson Sunburst Lagoon

Features Pneumatic lift with tilt lock; Synchronous tilt control; Optional seatslide; Adjustable back height; Designed for multi-shift or intensive use applications; Replaceable parts; Meets and/or exceeds ANSI/BIFMA X5.1-2002 using National's certified testing facility; Meets CAL 117 flammability standards; TB133 fire barrier option
Arm Options High performance arms; Height/width adjustable arms; Height/width adjustable arms and pivoting arm pads
Back Options Mid back or low back; Plastic extreme back; Custom embroidery available
Base Reinforced steel understructure; Hard or soft double wheel casters

Comfort Features

Pneumatic Lift Raises or lowers the seat of the chair to allow your feet to rest flat on the floor minimizing the pressure placed under your thighs
Tension Control Adjusts the tension of seat recline
Tilt Lock Locks the tilt of the chair in a comfortable position to support your posture
Back Height Raises or lowers the backrest of the chair to a position that best supports your lumbar
High Performance Arms Allows for arm pad to slide forward/backward, side to side, and pivot three positions



Mid Back

D26" W26" H37"

\$1,045 Starting List (High Performance Arm)
\$1,105 Starting List (Fully Adjustable Arm)
\$939 Starting List (Adjustable Arm)



Low Back

D26" W26" H34"

\$1,030 Starting List (High Performance Arm)
\$924 Starting List (Adjustable Arm)

Features and Options



Plastic Back



Black Nylon Base



High Performance Arms
 Height/Width/Pivot



Fully Adjustable Arms
 Height/Width/Pivot



Adjustable Arms
 Height/Width





Fuel® Task Seating, Spectrum Tangerine and Spectrum Cornflower

Features Pneumatic lift with tilt lock; Synchronous tilt control; Adjustable back height; Lower seat height accommodates smaller users; Replaceable parts; Meets and/or exceeds ANSI/BIFMA X5.1-2002 using National's certified testing facility; Meets CAL 117 flammability standards; TB133 fire barrier option
Arm Options High performance; Height adjustable; Width adjustable; Pivoting arm pads; Armless
Back Options Low back; Upholstered or plastic extreme back; Custom embroidery available
Base Black nylon; Hard or soft double wheel casters

Comfort Features

Pneumatic Lift Raises or lowers the seat of the chair to allow your feet to rest flat on the floor minimizing the pressure placed under your thighs
Tension Control Adjusts the tension of seat recline
Tilt Lock Locks the tilt of the chair in a comfortable position to support your posture
Back Height Raises or lowers the backrest of the chair to a position that best supports your lumbar
High Performance Arms Allows for arm pad to slide forward/backward, side to side, and pivot three positions




Low Back

D25" W27" H31"

Upholstered or Plastic Back

- \$927 Starting List (Height Adjustable High Performance Arms)
- \$1,020 Starting List (Height/Width Adjustable High Performance Arms)
- \$936 Starting List (Height/Width/Pivot Adjustable Arms)
- \$914 Starting List (Height/Width Adjustable Arms)
- \$821 Starting List (Height Adjustable Arms)
- \$686 Starting List (Armless)

Features and Options



Upholstered Back
Plastic Back

Black Nylon Base

High Performance Arms

Adjustable Arms

Armless





Fuel® Large and Tall Seating, Spectrum Cornflower and Spectrum Mimosa

Features Pneumatic lift with tilt lock; Synchronous tilt control; Adjustable back height; Oversized seat and back; Supports Individuals weighing up to 425 lbs.; Replaceable parts; Meets and/or exceeds ANSI/BIFMA X5.1-2002 using National's certified testing facility; Meets CAL 117 flammability standards; TB133 fire barrier option
Arm Options Static loop arms or armless
Back Upholstered extreme back; Custom embroidery available
Base Black aluminum base; Hard or soft double wheel casters

Comfort Features

Pneumatic Lift Raises or lowers the seat of the chair to allow your feet to rest flat on the floor minimizing the pressure placed under your thighs
Tension Control Adjusts the tension of seat recline
Tilt Lock Locks the tilt of the chair in a comfortable position to support your posture
Back Height Raises or lowers the backrest of the chair to a position that best supports your lumbar



Mid Back
 D28" W31" H40"
\$1,654 Starting List (Static Loop Arms)
\$1,483 Starting List (Armless)

Features and Options



Upholstered Back Black Aluminum Base Static Loop Arms Armless





Cinch® Barstools, Lime, Platinum Metallic
WaveWorks® Lateral Files and Worksurface, Platinum Metallic and Designer White Laminate

Features Standard or soft glides; Replaceable parts; Meets and/or exceeds ANSI/BIFMA X5.1-2002 using National's certified testing facility; Meets CAL 117 flammability standards; TB133 fire barrier option

Back/Seat Options Plastic seat/back; Contrasting plastic seat/back or plastic back/upholstered seat

Plastic Colors P02 Red, P03 Blue, P06 Pebble, P07 Currant, P08 Marshmallow, P10 Black, P11 Blueberry, P12 Lemon, P14 Lime, P19 Brownie

Metal Paint Colors 462 Cinder, 501 Platinum Metallic



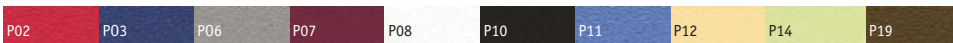
Barstool

D24" W20" H44"

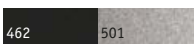
\$414 Starting List Price (Plastic Seat)

\$529 Starting List Price (Upholstered Seat)

Plastic Colors



Metal Colors



Features and Options



All Plastic

Contrasting Plastic

Upholstered Seat Option

Cinder Frame
Platinum Metallic Frame



Cinch® Task Stools



Cinch® Task Stool and Barstool Seating, Marshmallow and Arc-Com Kinetic Grass
Epic™ Casegoods and Table, Carmel and Designer White Laminates, Arc-Com Kinetic Cushions

Features Swivel control; Adjustable foot ring; Replaceable parts; Meets and/or exceeds ANSI/BIFMA X5.1-2002 using National's certified testing facility; Meets CAL 117 flammability standards; TB133 fire barrier option

Arm Options Arms or armless

Back/Seat Options Plastic seat/back; Contrasting plastic seat/back or plastic back/upholstered seat

Base Options Black nylon or Platinum Metallic base; Hard or soft double wheel casters

Plastic Colors P02 Red, P03 Blue, P06 Pebble, P07 Currant, P08 Marshmallow, P10 Black, P11 Blueberry, P12 Lemon, P14 Lime, P19 Brownie

Metal Paint Colors 462 Cinder, 501 Platinum Metallic



Task Stool, Armless

D24" W24" H36"

\$551 Starting List Price (Plastic Seat)

\$664 Starting List Price (Upholstered Seat)



Task Stool

D24" W24" H36"

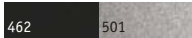
\$654 Starting List Price (Plastic Seat)

\$767 Starting List Price (Upholstered Seat)

Plastic Colors



Metal Colors



Features and Options



All Plastic

Contrasting Plastic

Upholstered Seat Option

Black Nylon Base
Platinum Metallic Base



Essay™ Task Stools



Essay™ Task Stools, White Shell, Flock Sky Seat Cushions
 WaveWorks® Metal Casegoods, Designer White Paint and Acorn Laminate
 Exhibit™ Wall Rail Solution, Platinum Metallic Wall Rails and Slat Inserts, Pact Putty Tack Inserts

Features Pneumatic lift; Swivel; Adjustable foot ring; Replaceable parts; Meets and/or exceeds ANSI/BIFMA X5.1-2002 using National's certified testing facility

Back/Seat Options One piece plastic shell; Upholstered seat cushion available

Shell Colors 151 White, 152 Light Grey, 153 Dark Grey, 154 Taupe, 155 Red, 156 Blue, 157 Navy, 158 Black

Base Options Black nylon base; Hard or soft double wheel casters or static glides



Task Stool

D25" W26" H37"

\$525 Starting List Price

\$525 Starting List Price (Static)

Shell Colors



Want **more** Essay™?



Student Inspired. Student Designed.
www.NationalOfficeFurniture.com/MoreEssay

Features and Options



Seat Cushion



Casters



Glides



Chevron Back



Essay. Rise above with Essay task stools.



Essay™ Task Stools, Navy Shell
WaveWorks® Table and Metal Files, Designer White Laminate, Platinum Metallic Paint



Essay™ Task Stools, Blue Shell
Mio™ Collaborative Tables, Sable and Wallaby Laminates, Platinum Metallic Bases



Fuel® Stools, Spectrum Mimosa and Spectrum Tangerine

Features Pneumatic lift with tilt lock; Knee tilt control; Adjustable back height; Adjustable foot ring; Replaceable parts; Meets and/or exceeds ANSI/BIFMA X5.1-2002 using National's certified testing facility; Meets CAL 117 flammability standards; TB133 fire barrier option

Arm Options High performance; Height/Width adjustable; Armless

Back Options Upholstered or plastic extreme back; Custom embroidery available

Base Black nylon base; Hard or soft double wheel casters

High Performance Arms Allows for arm pad to slide forward/backward, side to side, and pivot three positions

Tension Control Increases or decreases the tension of the chair's tilt to match your body weight



Low Back

D26" W26" H37"

Upholstered or Plastic Back

\$1,032 Starting List Price (High Performance Arms)

\$926 Starting List Price (Height/Width Adjustable Arms)

\$784 Starting List Price (Armless)

Features and Options



Upholstered Back
Plastic Back




Black Nylon Base



High Performance Arms



Adjustable Arms



Armless





Gotcha™ Stools, Cachet Fauna and Stinson Balance Beam Lagoon

Features Pneumatic lift with tilt lock; Synchronous tilt or knee tilt control; Adjustable back height; Adjustable foot ring; Replaceable parts; Meets and/or exceeds ANSI/BIFMA X5.1-2002 using National's certified testing facility; Meets CAL 117 flammability standards; TB133 fire barrier option
Arm Options High performance; Adjustable; Armless
Back Options Upholstered or plastic extreme back; Custom embroidery available
Base Black nylon base; Hard or soft double wheel casters
High Performance Arms Allows for arm pad to slide forward/backward, side to side, and pivot three positions
Tension Control Increases or decreases the tension of the chair's tilt to match your body weight



Low Back

D26" W26" H43"

Upholstered or Plastic Back
 Synchronous Tilt or Knee Tilt Control

\$1,009 Starting List Price (High Performance Arms)

\$903 Starting List Price (Adjustable Arms)

\$761 Starting List Price (Armless)

Features and Options



Upholstered Back
Plastic Back

Black Nylon Base

High Performance Arms

Adjustable Arms

Armless





Mix-it® Mesh Back Stool, Sedona Mirage
 Mix-it® Stool, Stinson Block Party Surf

Features Pneumatic lift with tilt lock; Synchronous tilt or knee tilt control; Adjustable foot ring; Replaceable parts; Meets and/or exceeds ANSI/BIFMA X5.1-2002 using National's certified testing facility; Meets CAL 117 flammability standards; TB133 fire barrier option

Arm Options High performance; Adjustable wood or polyurethane; Static wood or polyurethane; Armless

Back Options Mid back; Upholstered, plastic extreme back or mesh back; Custom embroidery available

Base/Frame Options Hardwood, Platinum Metallic or black nylon base; Hard or soft double wheel casters

High Performance Arms Allows for arm pad to slide forward/backward, side to side, and pivot three positions

Tension Control Increases or decreases the tension of the chair's tilt to match your body weight

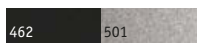
Wood Finishes Catalyzed top coat resists denting, peeling and reactions to chemicals; Antimicrobial Silver Ion Protection; IM Brighton, NM Natural, HN Honey, CL Caramel, 793 Acorn, 792 Sable, TF Truffle, AC Autumn, MC Amber, CW Cordovan, DW Judicial, MH Mocha, 405 Designer White Paint, 462 Cinder Paint

Metal Paint Colors 462 Cinder, 501 Platinum Metallic; Powder coat finish

Wood Finishes



Metal Colors



Features and Options



Mesh Back
 Upholstered Back
 Plastic Back

Wood Base

Platinum Metallic Base

Black Nylon Base

High Performance Arms
 Height/Width/Pivot

Adjustable Wood Arms
 Height/Width

Wood Base



Mid Back

D26" W26" H41"

Upholstered or Plastic Back
Synchronous Tilt or Knee Tilt Control

\$1,131 Starting List Price (Adjustable Wood Arms)
\$1,107 Starting List Price (Static Wood Arms)
\$867 Starting List Price (Armless)



Mesh Back

D26" W26" H41"

Synchronous Tilt or Knee Tilt Control

\$1,025 Starting List Price (Adjustable Wood Arms)
\$1,001 Starting List Price (Static Wood Arms)
\$761 Starting List Price (Armless)

Platinum Metallic Base



Mid Back

D26" W26" H41"

Upholstered or Plastic Back
Synchronous Tilt or Knee Tilt Control

\$1,192 Starting List Price (High Performance Arms)
\$1,087 Starting List Price (Adjustable Polyurethane Arms)
\$1,179 Starting List Price (Adjustable Wood Arms)
\$1,068 Starting List Price (Static Polyurethane Arms)
\$1,158 Starting List Price (Static Wood Arms)
\$918 Starting List Price (Armless)



Mesh Back

D26" W26" H41"

Synchronous Tilt or Knee Tilt Control

\$1,087 Starting List Price (High Performance Arms)
\$981 Starting List Price (Adjustable Polyurethane Arms)
\$1,073 Starting List Price (Adjustable Wood Arms)
\$962 Starting List Price (Static Polyurethane Arms)
\$1,052 Starting List Price (Static Wood Arms)
\$812 Starting List Price (Armless)

Black Nylon Base



Mid Back

D26" W26" H41"

Upholstered or Plastic Back
Synchronous Tilt or Knee Tilt Control

\$1,065 Starting List Price (High Performance Arms)
\$959 Starting List Price (Adjustable Polyurethane Arms)
\$1,052 Starting List Price (Adjustable Wood Arms)
\$940 Starting List Price (Static Polyurethane Arms)
\$1,030 Starting List Price (Static Wood Arms)
\$790 Starting List Price (Armless)



Mesh Back

D26" W26" H41"

Synchronous Tilt or Knee Tilt Control

\$959 Starting List Price (High Performance Arms)
\$853 Starting List Price (Adjustable Polyurethane Arms)
\$946 Starting List Price (Adjustable Wood Arms)
\$834 Starting List Price (Static Polyurethane Arms)
\$924 Starting List Price (Static Wood Arms)
\$684 Starting List Price (Armless)



Adjustable Polyurethane Arms
Height/Width



Static Wood Arms



Static Polyurethane Arms



Armless





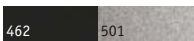
Tag® Barstools, Arc-Com Carnival Caribbean, Orange, Sunflower, Kiwi, Berry, Cornflower, Apple, Blueberry and Silvertex™ Carbon, Platinum Metallic Frames
 Tag® Stacking Seating, Silvertex™ Carbon, Platinum Metallic Frames
 WaveWorks® Tables, Honey Laminated, Platinum Metallic Disc Bases

Features Tubular steel frame/legs; Counter height or bar height; Replaceable parts; Meets and/or exceeds ANSI/BIFMA X5.1-2002 using National's certified testing facility; Meets CAL 117 flammability standards; TB133 fire barrier option
Back Options Arc or square back; Upholstered or wood back; Custom embroidery or laser engraving available
Wood Finishes Catalyzed top coat resists denting, peeling and reactions to chemicals; Antimicrobial Silver Ion Protection; IM Brighton, NM Natural, HN Honey, CL Caramel, 793 Acorn, 792 Sable, TF Truffle, AC Autumn, MC Amber, CW Cordovan, DW Judicial, MH Mocha, 405 Designer White Paint, 462 Cinder Paint
Metal Paint Colors 462 Cinder, 501 Platinum Metallic

Wood Finishes



Metal Colors



Features and Options



Arc Back
Wood or Upholstered

Square Back
Wood or Upholstered

Cinder Frame
Platinum Metallic Frame

Contrasting Fabric

Tag. Welcome to the simple, mightiness of Tag.



Arc Back



Upholstered Back

D23" W23" H44"
D23" W23" H38"

\$619 Starting List Price (Bar Height)
\$619 Starting List Price (Counter Height)



Wood Back

D23" W23" H44"
D23" W23" H38"

\$853 Starting List Price (Bar Height)
\$853 Starting List Price (Counter Height)



Square Back



Upholstered Back

D23" W23" H44"
D23" W23" H38"

\$674 Starting List Price (Bar Height)
\$674 Starting List Price (Counter Height)



Wood Back

D23" W23" H44"
D23" W23" H38"

\$853 Starting List Price (Bar Height)
\$853 Starting List Price (Counter Height)



Arms



Armless





Acquaint® Guest Seating, Essence Raven and Maharam The Firm Unique, Designer White Finish
 Acquaint® Guest Seating, Spectrum Cornflower, Mocha Finish

Acquaint. Get to know the refined style and indulgence of Acquaint.

Features Hardwood frame/legs; Wall saver leg design; Replaceable parts; Meets and/or exceeds ANSI/BIFMA X5.1-2002 using National's certified testing facility; Meets CAL 117 flammability standards; TB133 fire barrier option

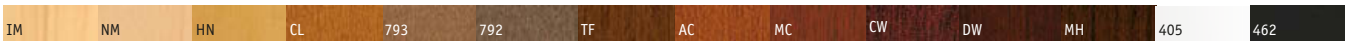
Back Options Fully upholstered, half upholstered, slat back or slat back with upholstered lumbar; Custom embroidery available

Arm Options Arms or armless; Optional black polyurethane arm caps

Fabric Options Contrasting fabric on seat, back, extreme back, lumbar and extreme lumbar

Wood Finishes Catalyzed top coat resists denting, peeling and reactions to chemicals; Antimicrobial Silver Ion Protection; IM Brighton, NM Natural, HN Honey, CL Caramel, 793 Acorn, 792 Sable, TF Truffle, AC Autumn, MC Amber, CW Cordovan, DW Judicial, MH Mocha, 405 Designer White Paint, 462 Cinder Paint

Wood Finishes



Features and Options



Wall Saver Leg Design

Fully Upholstered Back

Half Upholstered Back

Slat Back Upholstered Lumbar

Slat Back

Optional Black Polyurethane Arm Caps

Fully Upholstered Back



Fully Upholstered Back
D24" W24" H34"
\$921 Starting List Price
\$1,003 Starting List Price (Polyurethane Arm Caps)



Fully Upholstered Back, Armless
D24" W24" H34"
\$888 Starting List Price



Fully Upholstered Back Exposed Wood Slats
D24" W24" H34"
\$1,010 Starting List Price
\$1,093 Starting List Price (Polyurethane Arm Caps)



Fully Upholstered Back Exposed Wood Slats, Armless
D24" W24" H34"
\$976 Starting List Price

Half Upholstered Back



Half Upholstered Back
D24" W24" H34"
\$872 Starting List Price
\$955 Starting List Price (Polyurethane Arm Caps)



Half Upholstered Back, Armless
D24" W24" H34"
\$838 Starting List Price



Half Upholstered Back Exposed Wood Slats
D24" W24" H34"
\$960 Starting List Price
\$1,042 Starting List Price (Polyurethane Arm Caps)



Half Upholstered Back Exposed Wood Slats, Armless
D24" W24" H34"
\$927 Starting List Price

Slat Back



Slat Back
D24" W24" H34"
\$938 Starting List Price (Arms)
\$1,021 Starting List Price (Arms/Polyurethane Arm Caps)
\$905 Starting List Price (Armless)



Slat Back, Upholstered Lumbar
D24" W24" H34"
\$993 Starting List Price (Arms)
\$1,075 Starting List Price (Arms/Polyurethane Arm Caps)
\$960 Starting List Price (Armless)



Contrasting Fabric





Admire® Guest Seating, Momentum Taction Olive Grove, Caramel Finish
 Arrowood™ Veneer Table and Credenza, Caramel Finish

Admire. Infusing a clean, transitional design with pleasing comfort.

Features Hardwood frame/legs; Replaceable parts; Meets and/or exceeds ANSI/BIFMA X5.1-2002 using National's certified testing facility; Meets CAL 117 flammability standards; TB133 fire barrier option

Back Options Half upholstered, fully upholstered or horizontal slat back; Custom embroidery available

Arm Options Arms or armless

Fabric Options Contrasting fabric; Custom embroidery available

Wood Finishes Catalyzed top coat resists denting, peeling and reactions to chemicals; Antimicrobial Silver Ion Protection; IM Brighton, NM Natural, HN Honey, CL Caramel, 793 Acorn, 792 Sable, TF Truffle, AC Autumn, MC Amber, CW Cordovan, DW Judicial, MH Mocha, 405 Designer White Paint, 462 Cinder Paint



Fully Upholstered Back

D24" W24" H34"

\$752 Starting List Price

\$674 Starting List Price (Armless)



Half Upholstered Back

D24" W24" H34"

\$707 Starting List Price

\$627 Starting List Price (Armless)



Horizontal Slat Back

D24" W24" H34"

\$771 Starting List Price

\$692 Starting List Price (Armless)

Wood Finishes



Features and Options



Fully Upholstered Back



Half Upholstered Back



Horizontal Slat Back



Arlington™ Guest Seating



Arlington™ Guest Seating, Boardwalk Isle, Mocha Finish
Barrington® Table and Double Bookcase, Mocha Finish

Arlington. Fulfills your tastes when traditional charm is needed.

Features Hardwood frame/legs; Four styles; Replaceable parts; Meets and/or exceeds ANSI/BIFMA X5.1-2002 using National's certified testing facility; Meets CAL 117 flammability standards; TB133 fire barrier option

Fabric Options Optional antique brass trim nails; Custom embroidery available

Wood Finishes Catalyzed top coat resists denting, peeling and reactions to chemicals; Antimicrobial Silver Ion Protection; IM Brighton, NM Natural, HN Honey, CL Caramel, 793 Acorn, 792 Sable, TF Truffle, AC Autumn, MC Amber, CW Cordovan, DW Judicial, MH Mocha, 405 Designer White Paint, 462 Cinder Paint



Wood Arms

D25" W22" H35"

\$702 Starting List



Captain

D23" W26" H31"

\$630 Starting List Price



Wrapped Arms

D28" W26" H39"

\$973 Starting List Price



Club

D28" W28" H32"

\$1,009 Starting List Price

\$1,044 Starting List Price (Button Tufting)



Club, Mobile

D28" W28" H32"

\$1,023 Starting List Price

\$1,053 Starting List Price (Button Tufting)

Wood Finishes



Features and Options



Optional Trim Nails
Select Models



Optional Button Tufting
Select Models



Optional Casters
Select Models





Aurora® Guest Seating, Ultraleather™/Essence White, Polished Aluminum/Platinum Metallic
WaveWorks® Tables, Mocha Laminate
Universal Multi-Functional Cart, Mocha Laminate

Aurora. Complete your seating solution with Aurora’s subtle curves and unique metal sweep on the back.

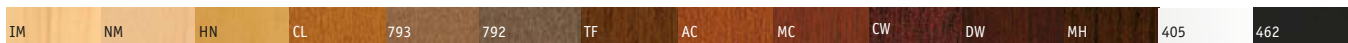
Features Steel frame/legs; Wall saver leg design; Replaceable parts; Meets and/or exceeds ANSI/BIFMA X5.1-2002 using National’s certified testing facility; Meets CAL 117 flammability standards; TB133 fire barrier option

Back Options Translucent plastic, upholstered or hardwood back; Custom embroidery or laser engraving available

Wood Finishes Catalyzed top coat resists denting, peeling and reactions to chemicals; Antimicrobial Silver Ion Protection; IM Brighton, NM Natural, HN Honey, CL Caramel, 793 Acorn, 792 Sable, TF Truffle, AC Autumn, MC Amber, CW Cordovan, DW Judicial, MH Mocha, 405 Designer White Paint, 462 Cinder Paint

Metal Colors 462 Cinder, 497 Polished Aluminum, 501 Platinum Metallic, 503 Satin Nickel Metallic

Wood Finishes



Metal Colors



Features and Options



Translucent Back



Upholstered Back



Wood Back





Powder Coated Arms



Platinum Metallic Frame Satin Nickel Metallic Frame Cinder Frame

Polished Aluminum Arms



Platinum Metallic Frame Satin Nickel Metallic Frame Cinder Frame



Translucent Back
 D24" W23" H30"
 \$865 Starting List



Upholstered Back
 D24" W23" H30"
 \$905 Starting List



Wood Back
 D24" W23" H30"
 \$955 Starting List



Confide® Guest Seating, Arc-Com Aline Seafoam, Judicial Finish, Platinum Metallic
WaveWorks® Casegoods and Table, Judicial Finish

Confide. Experience a comfy, metal revelation with Confide seating.

Features Tubular steel frame/legs; Wall saver leg design; Easy clean out; Waterfall seat edge; Ganging chairs and occasional tables; Starter and add-on chairs; Replaceable parts; Meets and/or exceeds ANSI/BIFMA X5.1-2002 using National's certified testing facility; Meets CAL 117 flammability standards; TB133 fire barrier option

Back Options Upholstered or hardwood back; Custom embroidery available

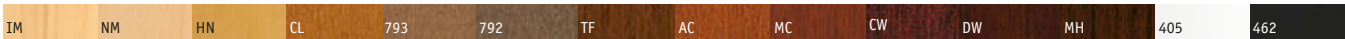
Arm Options Arms or armless; Wood or black polyurethane arm caps

Fabric Options Contrasting fabric

Wood Finishes Catalyzed top coat resists denting, peeling and reactions to chemicals; Antimicrobial Silver Ion Protection; IM Brighton, NM Natural, HN Honey, CL Caramel, 793 Acorn, 792 Sable, TF Truffle, AC Autumn, MC Cordovan, DW Judicial, MH Mocha, 405 Designer White Paint, 462 Cinder Paint

Metal Paint Colors 462 Cinder, 501 Platinum Metallic, 503 Satin Nickel Metallic

Wood Finishes



Metal Colors



Features and Options



Cinder Finish



Platinum Metallic Finish



Satin Nickel Metallic Finish



Wood Arm Caps



Black Polyurethane Arm Caps



Contrasting Fabric

Guest Models



Guest Chair

D23" W24" H34"

\$1,140 Starting List Price (Upholstered Back)
\$1,273 Starting List Price (Wood Back)



Guest Chair, Armless

D23" W24" H34"

\$1,061 Starting List Price (Upholstered Back)
\$1,194 Starting List Price (Wood Back)



Starter Chair

D23" W24" H34"

\$1,246 Starting List Price (Upholstered Back)
\$1,379 Starting List Price (Wood Back)



Starter Chair, Armless

D23" W24" H34"

\$1,167 Starting List Price (Upholstered Back)
\$1,300 Starting List Price (Wood Back)

Add-on Models



Add-On Chair Left Arm

D23" W24" H34"

\$1,114 Starting List Price (Upholstered Back)
\$1,246 Starting List Price (Wood Back)



Add-On Chair Right Arm

D23" W24" H34"

\$1,114 Starting List Price (Upholstered Back)
\$1,246 Starting List Price (Wood Back)



Add-On Chair Armless, Left Legs

D23" W24" H34"

\$1,034 Starting List Price (Upholstered Back)
\$1,167 Starting List Price (Wood Back)



Add-On Chair Armless, Right Legs

D23" W24" H34"

\$1,034 Starting List Price (Upholstered Back)
\$1,167 Starting List Price (Wood Back)


Gangung Tables



Ganging Center Table

D21" W22" H17"

\$928 List (Wood)
\$928 List (Laminate)



Ganging Corner Table

D32" W42" H17"

\$1,485 List (Wood)
\$1,485 List (Laminate)



Ganging End Table

D21" W22" H17"

\$955 List (Wood)
\$955 List (Laminate)



Confide® Guest Seating, Momentum Venue Granny Smith



Easy Clean Out



Replaceable Parts



Easy to Add-On

Want **more** Confide®?



www.NationalOfficeFurniture.com/MoreConfide



Eloquence® Executive/Conference Seating, Cathedral Chartress
 Eloquence® Guest Seating, Cathedral Chartress
 Escalade® Casegoods and Table, Autumn Finish

Eloquence. Elegant touches and impressionable comfort with an array of choices for pure seating pleasure.

Features Hardwood frame/legs; Ganging chairs and occasional tables; Replaceable parts; Meets and/or exceeds ANSI/BIFMA X5.1-2002 using National's certified testing facility; Meets CAL 117 flammability standards; TB133 fire barrier option

Back Options Fully upholstered back, half upholstered back or half hardwood back; Custom embroidery or laser engraving available

Arm Options Black polyurethane arm caps

Fabric Options Contrasting fabric

Wood Finishes Catalyzed top coat resists denting, peeling and reactions to chemicals; Antimicrobial Silver Ion Protection; IM Brighton, NM Natural, HN Honey, CL Caramel, 793 Acorn, 792 Sable, TF Truffle, AC Autumn, MC Amber, CW Cordovan, DW Judicial, MH Mocha, 405 Designer White Paint, 462 Cinder Paint

Wood Finishes



Features and Options



Fully Upholstered Back




Half Upholstered Back



Half Wood Back



Contrasting Fabric



Optional Black Polyurethane Arm Caps



Fully Upholstered Back



Half Upholstered Back



Half Wood Back

Guest Models



Fully Upholstered Back

D22" W23" H34"

\$884 Starting List

\$966 Starting List (Polyurethane Arm Caps)



Half Upholstered Back

D22" W23" H34"

\$835 Starting List

\$918 Starting List (Polyurethane Arm Caps)



Wood Back

D22" W23" H34"

\$902 Starting List

\$985 Starting List (Polyurethane Arm Caps)

Ganging Tables



Ganging Center Table

D19" W25" H3"

\$665 List (Wood top)

\$665 List (Laminate top)



Ganging Corner Table

D26" W42" H18"

\$787 List (Wood top)

\$787 List (Laminate top)



Davari® Guest Seating



Davari® Guest Seating, Maharam Garden Iron/Mineral, Cinder Finish
 Davari® Guest Seating, Maharam Melange Tweed Tweed, Natural Finish

Davari. Exquisite craftsmanship with enduring awes of stunning design.

Features Hardwood frame/legs; Wall saver leg design; Replaceable parts; Meets and/or exceeds ANSI/BIFMA X5.1-2002 using National's certified testing facility; Meets CAL 117 flammability standards; TB133 fire barrier option

Arm Options Arms or armless

Fabric Options Contrasting fabric; Custom embroidery available

Wood Finishes Catalyzed top coat resists denting, peeling and reactions to chemicals; Antimicrobial Silver Ion Protection; IM Brighton, NM Natural, HN Honey, CL Caramel, 793 Acorn, 792 Sable, TF Truffle, AC Autumn, MC Amber, CW Cordovan, DW Judicial, MH Mocha, 405 Designer White Paint, 462 Cinder Paint




Guest Chair

D27" W23" H33"

\$1,221 Starting List Price

\$1,157 Starting List Price (Armless)

Wood Finishes



Features and Options



Wall Saver Leg Design



Contrasting Fabric



Journey® Guest Seating



Journey® Guest Seating, Stinson Block Party Tomato, Honey Finish
Hiland™ Table and Casegoods, Honey Finish

Journey. Enjoy your journey to comfort, style and sustainability.

Features Hardwood frame/legs; Replaceable parts; Meets and/or exceeds ANSI/BIFMA X5.1-2002 using National's certified testing facility; Meets CAL 117 flammability standards; TB133 fire barrier option

Arm Options Optional upholstered arm inserts

Fabric Options Custom embroidery available

Wood Finishes Catalyzed top coat resists denting, peeling and reactions to chemicals; Antimicrobial Silver Ion Protection; IM Brighton, NM Natural, HN Honey, CL Caramel, 793 Acorn, 792 Sable, TF Truffle, AC Autumn, MC Amber, CW Cordovan, DW Judicial, MH Mocha, 405 Designer White Paint, 462 Cinder Paint



Guest Chair

D28" W25" H36"

\$792 Starting List Price (Open Arms)

\$813 Starting List Price (Upholstered Arms)

Wood Finishes



Features and Options



Open Wood Arms



Upholstered Arm Inserts





Fringe™ Club Chairs, Flock Straw, Platinum Metallic Finish
 Fringe™ Collaborative Lounge Seating, Flock Heather Gravel, Platinum Metallic Finish
 Fringe™ Inline Occasional Tables, Amber and Platinum Metallic Finishes
 Universal Personal Tables, Amber and Platinum Metallic Finishes

Fringe. All the pieces for extraordinary spaces and people.

- Features** Metal base/legs; Static or mobile; Replaceable parts; Meets and/or exceeds ANSI/BIFMA X5.1-2002 using National's certified testing facility; Meets CAL 117 flammability standards; TB133 fire barrier option
- Arm Options** Arms or armless
- Fabric Options** Contrasting fabric; Custom embroidery available
- Base Options** Static or mobile
- Metal Colors** 462 Cinder, 497 Polished Aluminum, 501 Platinum Metallic, 503 Satin Nickel Metallic

Metal Colors



Features and Options



Cinder Base Polished Aluminum Base Platinum Metallic Base Satin Nickel Metallic Base

Want **more** Fringe™?



www.NationalOfficeFurniture.com/MoreFringe



Fringe™ Bistro Lounge Seating, Flock Apple and Sable Laminate, Platinum Metallic Finish
Fringe™ Club Chairs, Flock Apple, Platinum Metallic Finish
WaveWorks® Bar Height Tables, Sable Laminate and Platinum Metallic Finish
Exhibit™ Wall Rail Solution, Platinum Metallic Wall Rails, Sable Laminate Shelf Inserts
Cinch® Barstools, Marshmallow and Mayer Fabrics Tussah Charcoal, Platinum Metallic
Staccato™ Occasional Table, Sable Laminate, Platinum Metallic



Club Chair Arms
 D28" W31" H34"
\$1,925 Starting List



Club Chair Armless
 D28" W26" H34"
\$1,475 Starting List



Club Chair Arms Mobile
 D28" W31" H34"
\$1,925 Starting List



Club Chair Armless Mobile
 D28" W26" H34"
\$1,475 Starting List

Features and Options



Custom Embroidery Available



Justice® Guest Seating



Justice® Guest Seating, Maharam Focus Ivory, Mocha Finish
Barrington® Casegoods and Occasional Tables, Mocha Finish

Justice. Well suited for professionals and perfect wherever a feeling of success is desired.

Features Hardwood frame/legs; Replaceable parts; Meets and/or exceeds ANSI/BIFMA X5.1-2002 using National's certified testing facility; Meets CAL 117 flammability standards; TB133 fire barrier option

Arm Options Wrapped arms or hardwood scrolled arms

Back Options Optional button tufting; Custom embroidery available

Wood Finishes Catalyzed top coat resists denting, peeling and reactions to chemicals; Antimicrobial Silver Ion Protection; IM Brighton, NM Natural, HN Honey, CL Caramel, 793 Acorn, 792 Sable, TF Truffle, AC Autumn, MC Amber, CW Cordovan, DW Judicial, MH Mocha, 405 Designer White Paint, 462 Cinder Paint



Wrapped Arms

D28" W24" H36"

\$764 Starting List Price




Scrolled Arms

D29" W24" H37"

\$764 Starting List Price

\$779 Starting List Price (Button tufting)


Wood Finishes



Features and Options



Wrapped Arms



Scrolled Arms



Optional Button Tufting

Select Models



Medalist™ Guest Seating



Medalist. Offering the perfect choices to round out your seating plan.

Features Traditional, transitional and contemporary styles; Hardwood frame/legs; Replaceable parts; Meets and/or exceeds ANSI/BIFMA X5.1-2002 using National's certified testing facility;

Meets CAL 117 flammability standards; TB133 fire barrier option

Back Options Three unique styles; Custom embroidery available

Wood Finishes Catalyzed top coat resists denting, peeling and reactions to chemicals; Antimicrobial Silver Ion Protection; IM Brighton, NM Natural, HN Honey, CL Caramel, 793 Acorn, 792 Sable, TF Truffle, AC Autumn, MC Amber, CW Cordovan, DW Judicial, MH Mocha, 405 Designer White Paint, 462 Cinder Paint



Traditional

D28" W26" H37"

\$855 Starting List Price



Transitional

D28" W26" H37"

\$855 Starting List Price



Contemporary

D28" W27" H37"

\$882 Starting List Price

Wood Finishes



Features and Options



Traditional Style



Transitional Style



Contemporary Style



Mix-it® Guest Seating



Mix-it® Guest Seating, Maharam Focus Safari, Cinder
 Mix-it® Guest Seating, Maharam Waterfront Truffle, Platinum Metallic

Mix-it. Through a mix of materials, Mix-it lets you create the ideal seating plan.

Features Tubular steel frame; Replaceable parts; Meets and/or exceeds ANSI/BIFMA X5.1-2002 using National's certified testing facility; Meets CAL 117 flammability standards; TB133 fire barrier option

Arm Options Hardwood or black polyurethane arm caps

Back Options Upholstered or plastic extreme back; Mesh back; Custom embroidery available

Wood Finishes Catalyzed top coat resists denting, peeling and reactions to chemicals; Antimicrobial Silver Ion Protection; IM Brighton, NM Natural, HN Honey, CL Caramel, 793 Acorn, 792 Sable, TF Truffle, AC Autumn, MC Amber, CW Cordovan, DW Judicial, MH Mocha, 405 Designer White Paint, 462 Cinder Paint

Metal Paint Colors 462 Cinder, 501 Platinum Metallic; Powder coat finish



Upholstered Back

D24" W25" H35"

Upholstered or Plastic Back

\$842 Starting List Price (Wood Arm Caps)

\$575 Starting List Price (Polyurethane Arm Caps)



Mesh Back

D24" W25" H36"

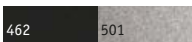
\$672 Starting List Price (Wood Arm Caps)

\$604 Starting List Price (Polyurethane Arm Caps)

Wood Finishes



Metal Colors



Features and Options



Upholstered Back
 Plastic Extreme Back



Mesh Back




Cinder Frame
 Platinum Metallic Frame



Wood Arm Caps
 Black Polyurethane Arm Caps





Pennant® Guest Seating, (Fabric discontinued)
Clever® End Table, Amber Finish

Pennant. Count on Pennant to make your guests feel at home.

Features Hardwood frame/legs; Replaceable parts; Meets and/or exceeds ANSI/BIFMA X5.1-2002 using National's certified testing facility; Meets CAL 117 flammability standards; TB133 fire barrier option
Back Options Custom embroidery available
Wood Finishes Catalyzed top coat resists denting, peeling and reactions to chemicals; Antimicrobial Silver Ion Protection; IM Brighton, NM Natural, HN Honey, CL Caramel, 793 Acorn, 792 Sable, TF Truffle, AC Autumn, MC Amber, CW Cordovan, DW Judicial, MH Mocha, 405 Designer White Paint, 462 Cinder Paint



Guest Chair
D26" W28" H33"
\$716 Starting List

Wood Finishes



Features and Options



Fully Upholstered Arms



Tapered Hardwood Legs



Timberlane™ Guest Seating



Timberlane™ Guest Seating, Pollack Puff Daddy Salt-N-Pepa, Truffle Finish

Timberlane. Accommodates with a style and value that will make you as comfortable as the guests in them.

Features Hardwood frame/legs; Ganging chairs, tandem, bariatric, and occasional tables; Easy clean out; Replaceable parts; Meets and/or exceeds ANSI/BIFMA X5.1-2002 using National's certified testing facility; Meets CAL 117 flammability standards; TB133 fire barrier option


Back Options Fully upholstered, 3/4 upholstered, double hardwood panels, upholstered V back, hardwood V back, upholstered single panel, hardwood single panel or slat back

Arm Options Arms or armless; Black polyurethane arm caps

Fabric Options Contrasting fabric; Custom embroidery or laser engraving available

Wood Finishes Catalyzed top coat resists denting, peeling and reactions to chemicals; Antimicrobial Silver Ion Protection; IM Brighton, NM Natural, HN Honey, CL Caramel, 793 Acorn, 792 Sable, TF Truffle, AC Autumn, MC Amber, CW Cordovan, DW Judicial, MH Mocha, 405 Designer White Paint, 462 Cinder Paint

Wood Finishes



Features and Options



Tandem



Ganging



Contrasting Fabric



Optional Black Polyurethane Arm Caps



Custom Embroidery

Guest Models



Fully Upholstered Back

D24" W22" H35"

\$701 Starting List Price (Arms)

\$784 Starting List Price (Arms/Polyurethane Caps)

\$622 Starting List Price (Armless)



3/4 Upholstered Back

D24" W22" H35"

\$695 Starting List Price (Arms)

\$778 Starting List Price (Arms/Polyurethane Caps)

\$614 Starting List Price (Armless)



Single Panel Back, Upholstered

D24" W22" H35"

\$694 Starting List Price (Arms)

\$777 Starting List Price (Arms/Polyurethane Caps)

\$613 Starting List Price (Armless)



Single Panel Back, Wood

D24" W22" H35"

\$683 Starting List Price (Arms)

\$766 Starting List Price (Arms/Polyurethane Caps)

\$605 Starting List Price (Armless)



"V" Back, Upholstered

D24" W22" H35"

\$694 Starting List Price (Arms)

\$777 Starting List Price (Arms/Polyurethane Caps)

\$613 Starting List Price (Armless)



"V" Back, Wood

D24" W22" H35"

\$683 Starting List Price (Arms)

\$766 Starting List Price (Arms/Polyurethane Caps)

\$605 Starting List Price (Armless)



Double Wood Panels Back

D24" W22" H35"

\$694 Starting List Price (Arms)

\$777 Starting List Price (Arms/Polyurethane Caps)

\$613 Starting List Price (Armless)



Wood Slatback

D24" W22" H35"

\$729 Starting List Price (Arms)

\$812 Starting List Price (Arms/Polyurethane Caps)

\$649 Starting List Price (Armless)

Gangng Tables



Ganging Center Table

D19" W25" H3"

\$665 List (Wood top)

\$665 List (Laminate top)



Ganging Corner Table

D26" W42" H18"

\$787 List (Wood top)

\$787 List (Laminate top)



Triumph™ Wood Guest Seating



Triumph™ Executive/Conference Seating, Promessa® Parchment
 Triumph™ Guest Seating, Pollack Puff Daddy Salt-N-Pepa
 Clever® Table and Casegoods, Mocha Finish

Triumph Wood. Outfit your space gracefully for anyone, any room, any purpose.

Features Hardwood frame/legs; Replaceable parts; Meets and/or exceeds ANSI/BIFMA X5.1-2002 using National's certified testing facility; Meets CAL 117 flammability standards; TB133 fire barrier option
Arms Hardwood arms/frame

Fabric Options Custom embroidery available

Wood Finishes Catalyzed top coat resists denting, peeling and reactions to chemicals; Antimicrobial Silver Ion Protection; IM Brighton, NM Natural, HN Honey, CL Caramel, 793 Acorn, 792 Sable, TF Truffle, AC Autumn, MC Amber, CW Cordovan, DW Judicial, MH Mocha, 405 Designer White Paint, 462 Cinder Paint



Wood Guest

D25" W25" H34"

\$699 Starting List Price

Wood Finishes



Features



Wood Arms

Wood Models



Triumph™ Non-Wood Guest Seating



Triumph™ Guest Seating (Fabric discontinued)
Triumph™ Occasional Tables, Honey Laminate
Hiland™ Caseloads, Honey Finish

Triumph Non-Wood. Gang chairs and tables to configure a perfect seating plan for a common area.

Features Tubular steel cantilever frame; Ganging chairs and occasional tables; Replaceable parts; Meets and/or exceeds ANSI/BIFMA X5.1-2002 using National's certified testing facility; Meets CAL 117 flammability standards; TB133 fire barrier option

Arm Options Arms or armless

Fabric Options Custom embroidery available

Metal Frame Color 462 Cinder; Powder coat finish



Non-Wood Guest

D24" W23" H33"

\$570 Starting List Price

\$543 Starting List Price (Armless)

Metal Color

462



Features and Options



Metal Arms with Polyurethane Arm Caps
Non-Wood Models



Armless
Non-Wood Models



Ganging End Table
D24" W24" H18"
\$589 List



Ganging Corner Table
D24" W24" H18"
\$701 List



Remedy® Guest Seating, Davenport Bonton, Judicial Finish
 Remedy® Executive/Conference Seating, Davenport Bonton, Judicial Finish
 Renegade™ Casegoods, Judicial Laminate

Remedy. Ideal anytime your space calls for extraordinary comfort at an exceptional value.

Features Hardwood sled base frame; Sled base; Horizontal tufting detail on backs; Replaceable parts; Meets and/or exceeds ANSI/BIFMA X5.1-2002 using National's certified testing facility; Meets CAL 117 flammability standards; TB133 fire barrier option

Arms Hardwood arms/frame

Fabric Options Custom embroidery available

Wood Finishes Catalyzed top coat resists denting, peeling and reactions to chemicals; Antimicrobial Silver Ion Protection; IM Brighton, NM Natural, HN Honey, CL Caramel, 793 Acorn, 792 Sable, TF Truffle, AC Autumn, MC Amber, CW Cordovan, DW Judicial, MH Mocha, 405 Designer White Paint, 462 Cinder Paint



Guest
 D26" W28" H33"
\$658 Starting List


Wood Finishes



Features and Options



Horizontal Tufting



Sled Base



Respect® Guest Seating



Respect® Guest Seating, (Fabric Discontinued), Autumn Finish
 Captivate® Table and Casegoods, Autumn Finish

Respect. With clean lines and thin profile, Respect evokes confidence that will resinate throughout your organization.

Features Hardwood frame/legs; Baseball stitching detail on back/seat; Replaceable parts; Meets and/or exceeds ANSI/BIFMA X5.1-2002 using National's certified testing facility; Meets CAL 117 flammability standards; TB133 fire barrier option

Arms Hardwood arms/frame

Fabric Options Custom embroidery available

Wood Finishes Catalyzed top coat resists denting, peeling and reactions to chemicals; Antimicrobial Silver Ion Protection; IM Brighton, NM Natural, HN Honey, CL Caramel, 793 Acorn, 792 Sable, TF Truffle, AC Autumn, MC Amber, CW Cordovan, DW Judicial, MH Mocha, 405 Designer White Paint, 462 Cinder Paint



Guest

D26" W28" H33"

\$693 Starting List

Wood Finishes



Features and Options



Baseball Stitching





Cinch® Seating, Marshmallow and Silvertex™ Mandarin, Platinum Metallic Frames

Features Steel frame/legs; Stacking; Built-in ganging or optional extended ganging; Standard or soft glides; Optional black casters; Optional black bookrack; Transport dolly; Replaceable parts; Meets and/or exceeds ANSI/BIFMA X5.1-2002 using National's certified testing facility; Meets CAL 117 flammability standards; TB133 fire barrier option

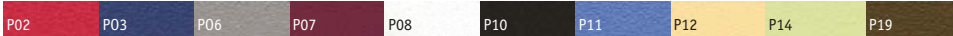
Arm Options Arms; Tablet arm or oversized tablet arm

Back/Seat Options Plastic seat/back; Contrasting plastic seat/back or plastic back/upholstered seat

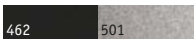
Plastic Colors P02 Red, P03 Blue, P06 Pebble, P07 Currant, P08 Marshmallow, P10 Black, P11 Blueberry, P12 Lemon, P14 Lime, P19 Brownie

Metal Paint Colors 462 Cinder, 501 Platinum Metallic

Plastic Colors



Metal Colors




Want **more** Cinch®?



www.NationalOfficeFurniture.com/MoreCinch

Features and Options



All Plastic

Contrasting Plastic

Upholstered Seat Option

Cinder Frame
Platinum Metallic Frame

Built-In Ganging

Extended Ganging Bracket

\$231 List Price (Pkg. 20)

Cinch. This stylish stacker has unlimited design potential.



Plastic Seat



Plastic Seat (Single Chair)

D25" W21" H31"

- \$227 Starting List Price
- \$307 Starting List Price (Mobile)
- \$316 Starting List Price (Arms)
- \$397 Starting List Price (Mobile/Arms)

Plastic Seat (Set of 4)

D25" W21" H31"

- \$690 Starting List Price
- \$931 Starting List Price (Mobile)
- \$1,020 Starting List Price (Arms)
- \$1,261 Starting List Price (Mobile/Arms)



Upholstered Seat



Single Chair, Upholstered Seat

D25" W21" H31"

- \$381 Starting List Price
- \$461 Starting List Price (Mobile)
- \$471 Starting List Price (Arms)
- \$551 Starting List Price (Mobile/Arms)

Plastic Seat (Set of 4)

D25" W21" H31"

- \$1,156 Starting List Price
- \$1,398 Starting List Price (Mobile)
- \$1,485 Starting List Price (Arms)
- \$1,727 Starting List Price (Mobile/Arms)



Standard Tablet Arm

Right-Handed or Left-Handed; Black laminate

- \$160 List Price
- \$481 List Price (Pkg. 4)



Oversized Tablet Arm

Right-Handed or Left-Handed; Black laminate

- \$240 List Price
- \$726 List Price (Pkg. 4)



Bookrack

Black

- \$75 List Price
- \$220 List Price (Pkg. 4)



Transport Dolly

\$411 List Price






Jiminy® Seating, Momentum Flexion Foil, Cinder Frame
 Jiminy® Seating, Momentum Flexion Foil, Platinum Metallic Frame

Features Steel frame/legs; Black flexing mesh back; Flip seat; Mobile and static models; Double wheel casters (mobile models); Back roller glides (static models); Replaceable parts; Meets and/or exceeds ANSI/BIFMA X5.1-2002 using National's certified testing facility; Meets CAL 117 flammability standards; TB133 fire barrier option

Arm Options Depth adjustable arms or armless

Metal Paint Colors 462 Cinder, 501 Platinum Metallic

Metal Colors



Want **more** Jiminy®?



www.NationalOfficeFurniture.com/MoreJiminy

Features and Options



Flexing Mesh Back



Flip Seat



**Cinder Frame
 Platinum Metallic Frame**



Double Wheel Casters
 Mobile Models



Back Roller Glides
 Static Models

Jiminy. The nifty nester that hops into place then smartly flips and nests for storage.



Jiminy Models



Nesting Chairs
D21" W24" H34"

- \$568** Starting List Price
- \$594** Starting List Price (Casters)
- \$594** Starting List Price (Arms)
- \$621** Starting List Price (Casters/Arms)



Chairs Nest for Convenient Storage



Tag® Stacking Chairs



Tag® Stacking Seating, Connect Four Sea Glass and Stinson Oxford Horizon, Platinum Metallic Frames
 Tag® Barstool, Stinson Zoom Sky High, Sable Finish, Platinum Metallic Frame
 Tag® Mobile Stacker, Stinson Zoom Sky High, Sable Finish, Cinder Frame

Features Tubular steel frame/legs; Stacking; Wall saver leg option; Ganging chairs and occasional tables; Replaceable parts; Transport dolly; Optional hard or soft double wheel casters; Meets and/or exceeds ANSI/BIFMA X5.1-2002 using National's certified testing facility; Meets CAL 117 flammability standards; TB133 fire barrier option

Back Options Arc or square back; Upholstered or wood back

Arm Options Arms and armless

Fabric Options Contrasting fabric; Custom embroidery and engraving options


Wood Finishes Catalyzed top coat resists denting, peeling and reactions to chemicals; Antimicrobial Silver Ion Protection; IM Brighton, NM Natural, HN Honey, CL Caramel, 793 Acorn, 792 Sable, TF Truffle, AC Autumn, MC Amber, CW Cordovan, DW Judicial, MH Mocha, 405 Designer White Paint, 462 Cinder Paint

Metal Paint Colors 462 Cinder, 501 Platinum Metallic

Wood Finishes



Metal Colors



Features and Options



Wall Saver Leg Option



Straight Leg Design



Cinder Frame



Platinum Metallic Frame



Contrasting Fabric

Tag. Providing a clean look and durability that can withstand any vigorous work space.



Standard Leg Models



Arc Back
D21" W23" H31"
Upholstered Back/Wood Back
\$319 Starting List Price
\$294 Starting List Price (Armless)



Square Back
D21" W23" H31"
Upholstered Back/Wood Back
\$375 Starting List Price
\$349 Starting List Price (Armless)

Wall Saver Leg Models



Arc Back
D21" W23" H31"
Upholstered Back/Wood Back
\$402 Starting List Price
\$372 Starting List Price (With Casters)
\$376 Starting List Price (Armless)
\$349 Starting List Price (Armless/Casters)



Square Back
D21" W23" H31"
Upholstered Back/Wood Back
\$457 Starting List Price
\$430 Starting List Price (With Casters)
\$432 Starting List Price (Armless)
\$404 Starting List Price (Armless/Casters)



Ganging Bracket
\$48 List Price (Pkg. 5 Pairs)



Metal Ganging Brackets
\$61 List Price (Chair-to-Chair)
\$61 List Price (Chair-to-Table)



Transport Dolly
\$482 List Price



Upwards™ Stacking Chairs



Upwards™ Stacking Chairs, Dove, Peacock and Raven

Features Tubular steel frame/legs; Stacking; Standard hard glides; Optional ganging glides; Transport dolly; Replaceable parts; Meets and/or exceeds ANSI/BIFMA X5.1-2002 using National's certified testing facility; Meets TB133 fire code
Arm Options Arms or armless
Plastic Colors Dove (White), Raven (Black), Parrot (Green), Pelican (Grey), Cardinal (Red), Peacock (Blue)
Metal Frame Color Polished

Want **more** Upwards™?



www.NationalOfficeFurniture.com/MoreUpwards

Features and Options




Transport Dolly
D22½" W29¼" H14¾"
\$412 Starting List Price



Ganging Glides
\$32 Starting List Price



Upwards. Moving on up with stylish versatility.



Upwards™ Stacking Chairs and Transport Dolly, Cardinal



Raven

D22½" W22½" H32"

- \$319 Starting List Price (Arms)
- \$1,133 Starting List Price (Arms, Package of 4)
- \$252 Starting List Price (Armless)
- \$860 Starting List Price (Armless, Package of 4)



Peacock

D22½" W22½" H32"

- \$319 Starting List Price (Arms)
- \$1,133 Starting List Price (Arms, Package of 4)
- \$252 Starting List Price (Armless)
- \$860 Starting List Price (Armless, Package of 4)



Parrot

D22½" W22½" H32"

- \$319 Starting List Price (Arms)
- \$1,133 Starting List Price (Arms, Package of 4)
- \$252 Starting List Price (Armless)
- \$860 Starting List Price (Armless, Package of 4)



Pelican

D22½" W22½" H32"

- \$319 Starting List Price (Arms)
- \$1,133 Starting List Price (Arms, Package of 4)
- \$252 Starting List Price (Armless)
- \$860 Starting List Price (Armless, Package of 4)



Cardinal

D22½" W22½" H32"

- \$319 Starting List Price (Arms)
- \$1,133 Starting List Price (Arms, Package of 4)
- \$252 Starting List Price (Armless)
- \$860 Starting List Price (Armless, Package of 4)



Dove

D22½" W22½" H32"

- \$319 Starting List Price (Arms)
- \$1,133 Starting List Price (Arms, Package of 4)
- \$252 Starting List Price (Armless)
- \$860 Starting List Price (Armless, Package of 4)



Confide® Patient Chair



Confide® Patient Chair, Arc-Com Parchment Sand, Satin Nickel Metallic
 Confide® Lounge, Arc-Com Murano Seafoam, Satin Nickel Metallic
 WaveWorks® Casegoods, Natural Laminate

Features Tubular steel frame/legs; Wall saver leg design; Easy clean out; Waterfall seat edge; Head and neck support; Replaceable parts; Meets and/or exceeds ANSI/BIFMA X5.1-2002 using National's certified testing facility; Meets CAL 117 flammability standards; TB133 fire barrier option

Arm Options Hardwood or black polyurethane arm caps

Fabric Options Contrasting fabric; Custom embroidery available

Wood Finishes Catalyzed top coat resists denting, peeling and reactions to chemicals; Antimicrobial Silver Ion Protection; IM Brighton, NM Natural, HN Honey, CL Caramel, 793 Acorn, 792 Sable, TF Truffle, AC Autumn, MC Amber, CW Cordovan, DW Judicial, MH Mocha, 405 Designer White Paint, 462 Cinder Paint

Metal Paint Colors 462 Cinder, 501 Platinum Metallic, 503 Satin Nickel Metallic



Patient Chair

D23" W24" H44"

\$1,440 Starting List Price (Wood Arm Caps)

\$1,327 Starting List Price (Polyurethane Arm Caps)


Wood Finishes



Metal Colors



Features and Options



Wood Arm Caps
 Black Thermofoil
 Arm Caps

Contrasting Fabric

Easy Clean Out



Aquaint® Bariatric Seating



Aquaint® Bariatric and Guest Seating, Silvertex™ Champagne and Stinson Beep Beep Buff, Judicial Finish
Myriad™ Occasional Tables, Judicial Finish

Features Hardwood frame/legs; Wall saver leg design; Easy clean out; Replaceable parts; Meets and/or exceeds ANSI/BIFMA X5.1-2002 using National's certified testing facility; Tested to and meets 500 lb. static load test; Meets CAL 117 flammability standards; TB133 fire barrier option

Back Options Upholstered or slat back

Arm Options Black polyurethane arm caps

Fabric Options Contrasting fabric; Custom embroidery available

Wood Finishes Catalyzed top coat resists denting, peeling and reactions to chemicals; Antimicrobial Silver Ion Protection; IM Brighton, NM Natural, HN Honey, CL Caramel, 793 Acorn, 792 Sable, TF Truffle, AC Autumn, MC Amber, CW Cordovan, DW Judicial, MH Mocha, 405 Designer White Paint, 462 Cinder Paint



Half Upholstered Back

D24" W35" H34"

\$1,534 Starting List Price

\$1,617 Starting List Price (Polyurethane Arm Caps)



Half Upholstered Back, Exposed Wood Slats

D24" W35" H34"

\$1,617 Starting List Price

\$1,700 Starting List Price (Polyurethane Arm Caps)



Slat Back

D24" W35" H34"

\$1,583 Starting List Price

\$1,666 Starting List Price (Polyurethane Arm Caps)

Wood Finishes



Features and Options



Optional Black Polyurethane Arm Caps



Contrasting Fabric



Confide® Bariatric Guest Seating



Confide® Tandem and Bariatric Seating, Arc-Com Strata Sand and Arc-Com Illusion Pebble, Autumn Finish, Satin Nickel Metallic

Features Tubular steel frame/legs; Wall saver leg design; Easy clean out; Ganging, tandem; Replaceable parts; Waterfall seat edge; Meets and/or exceeds ANSI/BIFMA X5.1-2002 using National's certified testing facility; Tested to and meets 500 lb. static load test; Meets CAL 117 flammability standards; TB133 fire barrier option

Back Options Upholstered or hardwood back

Arm Options Hardwood or black polyurethane arm caps

Fabric Options Contrasting fabric; Custom embroidery available

Wood Finishes Catalyzed top coat resists denting, peeling and reactions to chemicals; Antimicrobial Silver Ion Protection; IM Brighton, NM Natural, HN Honey, CL Caramel, 793 Acorn, 792 Sable, TF Truffle, AC Autumn, MC Amber, CW Cordovan, DW Judicial, MH Mocha, 405 Designer White Paint, 462 Cinder Paint

Metal Paint Colors 462 Cinder, 501 Platinum Metallic, 503 Satin Nickel Metallic



Upholstered Back

D23" W34" H34"

\$1,890 Starting List Price (Wood Arm Caps)

\$1,777 Starting List Price (Polyurethane Arm Caps)



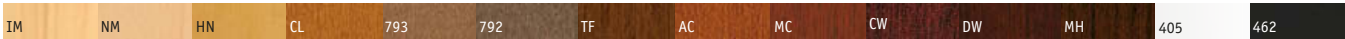
Wood Back

D23" W34" H34"

\$2,076 Starting List Price (Wood Arm Caps)

\$1,963 Starting List Price (Polyurethane Arm Caps)

Wood Finishes



Metal Colors



Features and Options



Easy Clean Out



Wood Arm Caps
Black Polyurethane Arm Caps



Contrasting Fabric



Confide® Bariatric Lounge Seating



Confide® Bariatric Lounge, Mayer Fabrics Swank Powder Blue and Arc-Com Etch Ice Blue, Caramel Finish, Platinum Metallic

Features Tubular steel frame/legs; Wall saver leg design; Easy clean out; Replaceable parts; Meets and/or exceeds ANSI/BIFMA X5.1-2002 using National's certified testing facility; Tested to and meets 500 lb. static load test; Meets CAL 117 flammability standards; TB133 fire barrier option

Back Options Upholstered back or exposed wood back

Arm Options Hardwood or black polyurethane arm caps; Black thermofoil or hardwood tablet arm

Fabric Options Contrasting fabric; Custom embroidery available

Wood Finishes Catalyzed top coat resists denting, peeling and reactions to chemicals; Antimicrobial Silver Ion Protection; IM Brighton, NM Natural, HN Honey, CL Caramel, 793 Acorn, 792 Sable, TF Truffle, AC Autumn, MC Amber, CW Cordovan, DW Judicial, MH Mocha, 405 Designer White Paint, 462 Cinder Paint

Metal Paint Colors 462 Cinder, 501 Platinum Metallic, 503 Satin Nickel Metallic



Upholstered Back

D27" W37" H36"

\$2,347 Starting List Price (Wood Arm Caps)

\$2,069 Starting List Price (Polyurethane Arm Caps)



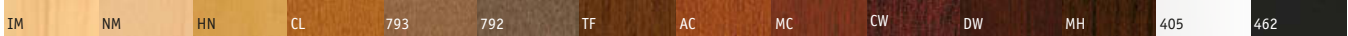
Wood Back

D27" W37" H36"

\$2,533 Starting List Price (Wood Arm Caps)

\$2,255 Starting List Price (Polyurethane Arm Caps)

Wood Finishes



Metal Colors



Features and Options



Easy Clean Out



**Wood Arm Caps
Black Thermofoil
Arm Caps**



Contrasting Fabric



Eloquence® Bariatric Seating



Eloquence® Bariatric and Guest Seating, Momentum Bree Camel, Autumn Finish
Eloquence® Ganging Occasional Table, Autumn Finish

Features Hardwood frame/legs; Ganging; Replaceable parts; Meets and/or exceeds ANSI/BIFMA X5.1-2002 using National's certified testing facility; Tested to and meets 500 lb. static load test; Meets CAL 117 flammability standards; TB133 fire barrier option

Arm Options Black polyurethane arm caps

Fabric Options Contrasting fabric; Custom embroidery available

Wood Finishes Catalyzed top coat resists denting, peeling and reactions to chemicals; Antimicrobial Silver Ion Protection; IM Brighton, NM Natural, HN Honey, CL Caramel, 793 Acorn, 792 Sable, TF Truffle, AC Autumn, MC Amber, CW Cordovan, DW Judicial, MH Mocha, 405 Designer White Paint, 462 Cinder Paint




Fully Upholstered Back

D22" W36" H34"

\$1,572 Starting List Price

\$1,655 Starting List Price (Polyurethane Arm Caps)

Wood Finishes



Features and Options



Optional Black Polyurethane Arm Caps



Contrasting Fabric



Timberlane™ Bariatric Seating



Timberlane™ Bariatric, Tandem and Guest Seating, Promessa® Parchment and Stinson Sunburst Granny Smith, Truffle Finish
 Timberlane™ Ganging Occasional Tables, Truffle Finish

Features Hardwood frame/legs; Ganging; Easy clean out; Replaceable parts; Meets and/or exceeds ANSI/BIFMA X5.1-2002 using National's certified testing facility; Tested to and meets 500 lb. static load test; Meets CAL 117 flammability standards; TB133 fire barrier option

Arm Options Black polyurethane arm caps

Fabric Options Contrasting fabric; Custom embroidery available

Wood Finishes Catalyzed top coat resists denting, peeling and reactions to chemicals; Antimicrobial Silver Ion Protection; IM Brighton, NM Natural, HN Honey, CL Caramel, 793 Acorn, 792 Sable, TF Truffle, AC Autumn, MC Amber, CW Cordovan, DW Judicial, MH Mocha, 405 Designer White Paint, 462 Cinder Paint




3/4 Upholstered Back

D24" W35" H35"

\$1,324 Starting List Price

\$1,407 Starting List Price (Polyurethane Arm Caps)

Wood Finishes



Features and Options



Optional Black Polyurethane Arm Caps



Contrasting Fabric



Custom Embroidery





Tag® Seating, Stinson Ybor Cayenne, Stinson Spindles Etruscan Red, Stinson Block Party Bittersweet, and Stinson Pacifica Redwood, Platinum Metallic Frames
 Tag® Tables, Brighton Laminate

Features Tubular steel frame; Wall saver leg option; Replaceable parts; Meets and/or exceeds ANSI/BIFMA X5.1-2002 using National's certified testing facility; Tested to and meets 500 lb. static load test; Meets CAL 117 flammability standards; TB133 fire barrier option

Back Options Arc or square back; Upholstered or hardwood back

Fabric Options Contrasting fabric; Custom embroidery or laser engraving available

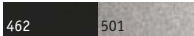
Wood Finishes Catalyzed top coat resists denting, peeling and reactions to chemicals; Antimicrobial Silver Ion Protection; IM Brighton, NM Natural, HN Honey, CL Caramel, 793 Acorn, 792 Sable, TF Truffle, AC Autumn, MC Amber, CW Cordovan, DW Judicial, MH Mocha, 405 Designer White Paint, 462 Cinder Paint

Metal Paint Colors 462 Cinder, 501 Platinum Metallic

Wood Finishes



Metal Colors



Features and Options



Wall Saver Leg Design




Straight Leg Design



Cinder Frame




Platinum Metallic Frame



Contrasting Fabric



Ganging Bracket



Metal Ganging Brackets

Mid-Sized Bariatric Chair Models (Wall Saver Models Shown)



Arc Back



Arc Back, Armless



Square Back



Square Back, Armless

27" Mid-Size Bariatric

D22" W27" H31"

- \$747 Starting List Price (Upholstered Back)
- \$829 Starting List Price (Upholstered Back/Wall Saver)
- \$981 Starting List Price (Wood Back)
- \$1,063 Starting List Price (Wood Back/Wall Saver)
- \$747 Starting List Price (Upholstered Back/Armless)
- \$829 Starting List Price (Upholstered Back/Armless/Wall Saver)
- \$981 Starting List Price (Wood Back/Armless)
- \$1,063 Starting List Price (Wood Back/Armless/Wall Saver)

27" Mid-Size Bariatric

D22" W27" H31"

- \$801 Starting List Price (Upholstered Back)
- \$884 Starting List Price (Upholstered Back/Wall Saver)
- \$981 Starting List Price (Wood Back)
- \$1,063 Starting List Price (Wood Back/Wall Saver)
- \$981 Starting List Price (Upholstered Back/Armless)
- \$1,063 Starting List Price (Upholstered Back/Armless/Wall Saver)
- \$981 Starting List Price (Wood Back/Armless)
- \$1,063 Starting List Price (Wood Back/Armless/Wall Saver)

Standard Bariatric Chair Models (Wall Saver Models Shown)



Arc Back



Arc Back, Armless



Square Back

Square Back, Armless

35" Bariatric


D23" W35" H31"

- \$902 Starting List Price (Upholstered Back)
- \$985 Starting List Price (Upholstered Back/Wall Saver)
- \$1,125 Starting List Price (Wood Back)
- \$1,207 Starting List Price (Wood Back/Wall Saver)
- \$902 Starting List Price (Upholstered Back/Armless)
- \$985 Starting List Price (Upholstered Back/Armless/Wall Saver)
- \$1,125 Starting List Price (Wood Back/Armless)
- \$1,207 Starting List Price (Wood Back/Armless/Wall Saver)

35" Bariatric

D23" W35" H31"

- \$955 Starting List Price (Upholstered Back)
- \$1,037 Starting List Price (Upholstered Back/Wall Saver)
- \$1,125 Starting List Price (Wood Back)
- \$1,207 Starting List Price (Wood Back/Wall Saver)
- \$955 Starting List Price (Upholstered Back/Armless)
- \$1,037 Starting List Price (Upholstered Back/Armless/Wall Saver)
- \$1,037 Starting List Price (Wood Back/Armless)
- \$1,207 Starting List Price (Wood Back/Armless/Wall Saver)



Tag® Seating, Arc-Com Murano Seafoam and Sedona Mirage, Platinum Metallic Frames
Tag® Tables, Acorn Finish

Confide® Lounge Seating



Confide® Lounge Seating, Arc-Com Intersect Storm, Natural Finish, Platinum Metallic
 Confide® Tandem Lounge Seating, Arc-Com Intersect Storm and Silvertex™ Champagne, Natural Finish, Platinum Metallic

Features Tubular steel legs; Wall saver leg design; Easy clean out; Replaceable parts; Occasional tables; Meets and/or exceeds ANSI/BIFMA X5.1-2002 using National's certified testing facility; Meets CAL 117 flammability standards; TB133 fire barrier option

Back Options Upholstered or wood back

Arm Options Hardwood or black polyurethane arm caps; Hardwood or black thermofoil tablet arm

Fabric Options Contrasting fabric; Custom embroidery available

Wood Finishes Catalyzed top coat resists denting, peeling and reactions to chemicals; Antimicrobial Silver Ion Protection; IM Brighton, NM Natural, HN Honey, CL Caramel, 793 Acorn, 792 Sable, TF Truffle, AC Autumn, MC Amber, CW Cordovan, DW Judicial, MH Mocha, 405 Designer White Paint, 462 Cinder Paint

Metal Paint Colors 462 Cinder, 501 Platinum Metallic, 503 Satin Nickel Metallic

Wood Finishes



Metal Colors



Features and Options



Wall Saver Leg Design



Easy Clean Out



Contrasting Fabric



Cinder Finish



Platinum Metallic Finish



Satin Nickel Metallic Finish

Confide. Sturdiness and comfort collide elegant unveiling this ambitious seating collection.



One Seat Models



One Seat Lounge

D27" W27" H34"

\$1,857 Starting List Price (Upholstered Back)

\$1,989 Starting List Price (Wood Back)

Two Seat Models



Two Seat Lounge

D27" W49" H34"

\$2,413 Starting List Price (Upholstered Back)

\$2,679 Starting List Price (Wood Back)

Three Seat Models



Three Seat Lounge

D27" W71" H34"

\$3,024 Starting List Price (Upholstered Back)

\$3,464 Starting List Price (Wood Back)

Want **more** Confide®?



www.NationalOfficeFurniture.com/MoreConfide



Wood Arm Caps
Black Thermofoil Arm Caps



Wood Tablet



Black Thermofoil Tablet



Eloquence® Lounge Seating



Eloquence® Lounge Seating, Textus Illumina Natural, Mocha Finish
Eloquence® Occasional Tables, Mocha Finish

Features Hardwood frame/tapered legs; Occasional tables; Replaceable parts; Meets and/or exceeds ANSI/BIFMA X5.1-2002 using National's certified testing facility; Meets CAL 117 flammability standards; TB133 fire barrier option

Arm Options Black polyurethane arm caps

Fabric Options Contrasting fabric: Custom embroidery available

Wood Finishes Catalyzed top coat resists denting, peeling and reactions to chemicals; Antimicrobial Silver Ion Protection; IM Brighton, NM Natural, HN Honey, CL Caramel, 793 Acorn, 792 Sable, TF Truffle, AC Autumn, MC Amber, CW Cordovan, DW Judicial, MH Mocha, 405 Designer White Paint, 462 Cinder Paint

Lounge Models



One Seat Lounge

D29" W27" H34"

\$1,933 Starting List Price

\$2,044 Starting List Price (Polyurethane Arm Caps)



Two Seat Lounge

D29" W48" H34"

\$2,445 Starting List Price

\$2,555 Starting List Price (Polyurethane Arm Caps)




Three Seat Lounge

D29" W68" H34"

\$3,016 Starting List Price

\$3,126 Starting List Price (Polyurethane Arm Caps)




Lounge Bench

D25" W50" H25"

\$1,544 Starting List Price

\$1,654 Starting List Price (Polyurethane Arm Caps)

Wood Finishes



Features and Options



Contrasting Fabric



Optional Black Polyurethane Arm Caps





Pennant™ Lounge Seating, Sedona Canyon
Clever® Occasional Table, Cordovan Finish

Features Fully upholstered; Removable seat cushions; Replaceable parts; Meets and/or exceeds ANSI/BIFMA X5.1-2002 using National's certified testing facility; Meets CAL 117 flammability standards; TB133 fire barrier option
Fabric Options Custom embroidery available

Lounge Models



One Seat Lounge
D31" W33" H31"
\$1,168 Starting List Price



Two Seat Lounge
D31" W57" H31"
\$1,508 Starting List Price



Three Seat Lounge
D31" W81" H31"
\$1,883 Starting List Price

Features and Options



Fully Upholstered



Fringe™ Collaborative Lounge Seating



Fringe™ Collaborative Lounge Seating, Flock Heather Gunmetal and Flock Heather Gravel, Platinum Metallic Finish
 Fringe™ Club Chairs, Flock Apple, Polished Finish
 Fringe™ Inline Tables, Acorn Laminate and Platinum Metallic Finish
 Staccato™ Occasional Tables, Acorn Laminate and Platinum Metallic Finish

Features Metal base/legs; Ganging chairs and occasional tables; Bistro tables; Replaceable parts; Meets and/or exceeds ANSI/BIFMA X5.1-2002 using National's certified testing facility; Meets CAL 117 flammability standards; TB133 fire barrier option

Arm Options Left arm, right arm, both arms or armless; Hardwood or laminate tablet arm

Fabric Options Contrasting fabric; Custom embroidery available


Power/Data Available in tables and lounge models

Wood Finishes Catalyzed top coat resists denting, peeling and reactions to chemicals; Antimicrobial Silver Ion Protection; IM Brighton, NM Natural, HN Honey, CL Caramel, 793 Acorn, 792 Sable, TF Truffle, AC Autumn, MC Amber, CW Cordovan, DW Judicial, MH Mocha, 405 Designer White Paint, 462 Cinder Paint

Laminates IM Brighton, NM Natural, HN2 Honey 2, CL Caramel, 793 Acorn, 792 Sable, TF Truffle, AC2 Autumn 2, MC Amber, CW Cordovan, DW Judicial, MH Mocha, 791 Palisander, 405 Designer White, 462 Cinder

Metal Colors 462 Cinder, 497 Polished Aluminum, 501 Platinum Metallic, 503 Satin Nickel Metallic

Wood Finishes



Laminates



Metal Colors



Features and Options



Lounge Base
 Polished Aluminum, Platinum Metallic,
 Satin Nickel Metallic, Cinder



Wood Tablet Arm
Laminate Tablet Arm



Custom Embroidery
Available









Contrasting Fabric Options

Lounge Models

							
Mid Back One Seat Lounge W35" D27" H40½" \$1,920 Starting List Price	Mid Back One Seat Lounge Single Arm Left Arm or Right Arm W31" D27" H40½" \$1,625 Starting List Price	Mid Back One Seat Lounge Armless W27" D27" H40½" \$1,470 Starting List Price	High Back One Seat Lounge W35" D27" H53½" \$2,420 Starting List Price	High Back One Seat Lounge Single Arm Left Arm or Right Arm W31" D27" H53½" \$2,195 Starting List Price	High Back One Seat Lounge Armless W27" D27" H53½" \$1,970 Starting List Price	One Seat Bench W27" D27" H18½" \$1,170 Starting List Price	Mid Back Two Seat Lounge W61½" D27" H40½" \$2,595 Starting List Price
							
Mid Back Two Seat Lounge Single Arm Left Arm or Right Arm W57½" D27" H40½" \$2,370 Starting List Price	Mid Back Two Seat Lounge Armless W53½" D27" H40½" \$2,145 Starting List Price	Mid Back Two Seat Lounge with Bistro Table W53½" D39" H40½" \$2,945 Starting List Price	High Back Two Seat Lounge W61½" D27" H53½" \$3,595 Starting List Price	High Back Two Seat Lounge Single Arm Left Arm or Right Arm W57½" D27" H53½" \$3,370 Starting List Price	High Back Two Seat Lounge Armless W53½" D27" H53½" \$3,145 Starting List Price	High Back Two Seat Lounge with Bistro Table W53½" D39" H53½" \$3,945 Starting List Price	Two Seat Bench W53½" D27" H18½" \$1,545 Starting List Price
							
Mid Back Three Seat Lounge W87½" D27" H40½" \$3,270 Starting List Price	Mid Back Three Seat Lounge Single Arm Left Arm or Right Arm W83½" D27" H40½" \$3,045 Starting List Price	Mid Back Three Seat Lounge Armless W79½" D27" H40½" \$2,870 Starting List Price	Mid Back Three Seat Lounge with Bistro Table W79½" D39" H40½" \$4,020 Starting List Price	High Back Three Seat Lounge W87½" D27" H53½" \$4,770 Starting List Price	High Back Three Seat Lounge Single Arm Left Arm or Right Arm W83½" D27" H53½" \$4,545 Starting List Price	High Back Three Seat Lounge Armless W79½" D27" H53½" \$4,320 Starting List Price	High Back Three Seat Lounge with Bistro Table W79½" D39" H53½" \$5,020 Starting List Price
							
Three Seat Bench W78½" D27" H18½" \$1,920 Starting List Price	High Back 90° Inside Wedge D27" W63½" H53½" \$2,895 Starting List Price	High Back 90° Outside Wedge D27" W63½" H53½" \$2,895 Starting List Price	High Back 90° Corner D27" W27" H53½" \$2,670 Starting List Price	Mid Back 90° Inside Wedge D27" W63½" H40" \$2,145 Starting List Price	Mid Back 90° Outside Wedge D27" W63½" H40½" \$2,145 Starting List Price	Mid Back 90° Corner D27" W27" H40½" \$1,920 Starting List Price	90° Wedge D27" W63½" H18½" \$1,695 Starting List Price

Tables

					
Mid Back Inline Corner Table W26½" D26½" H40" \$1,975 List Price (Wood) \$1,750 List Price (Laminate)	Mid Back Inline Table W26½" D26½" H40" \$1,675 List Price (Wood) \$1,500 List Price (Laminate)	High Back Inline Corner Table W26½" D26½" H53" \$2,075 List Price (Wood) \$1,850 List Price (Laminate)	High Back Inline Table W26½" D26½" H53" \$1,725 List Price (Wood) \$1,550 List Price (Laminate)	End Table W26½" D26½" H19½" \$1,376 List Price (Wood) \$1,250 List Price (Laminate)	www.NationalOfficeFurniture.com/MoreFringe



Wood Bistro Table
Laminate Bistro Table



Bistro Table Back Panel
Upholstery, Wood, Laminate



Powered Up Lounge



Powered Up Table

Monterrey™ Lounge Seating




Monterrey™ Lounge Seating Arc-Com Vista Pebble, Cordovan Finish
 Pegos™ Occasional Tables, Cordovan Finish

Features Hardwood frame/tapered legs; Removable seat cushion; Replaceable parts; Meets and/or exceeds ANSI/BIFMA X5.1-2002 using National's certified testing facility; Meets CAL 117 flammability standards; TB133 fire barrier option

Fabric Options Contrasting fabric; Contrasting piping; Custom embroidery available

Wood Finishes Catalyzed top coat resists denting, peeling and reactions to chemicals; Antimicrobial Silver Ion Protection; IM Brighton, NM Natural, HN Honey, CL Caramel, 793 Acorn, 792 Sable, TF Truffle, AC Autumn, MC Amber, CW Cordovan, DW Judicial, MH Mocha, 405 Designer White Paint, 462 Cinder Paint

Wood Finishes



Features and Options



Contrasting Fabric



Contrasting Piping



Monterrey. Finish your design scheme with Monterrey's subdued contemporary lines and restful feel.



One Seat Models



One Seat Lounge

D30" W35" H32"

\$1,812 Starting List Price

\$1,855 Starting List Price (Contrasting Fabric)

\$1,836 Starting List Price (Contrasting Piping)

Two Seat Models



Two Seat Lounge

D30" W64" H32"

\$2,291 Starting List

\$2,335 Starting List Price (Contrasting Fabric)

\$2,314 Starting List Price (Contrasting Piping)

Three Seat Models



Three Seat Lounge

D30" W86" H32"

\$2,825 Starting List

\$2,870 Starting List Price (Contrasting Fabric)

\$2,850 Starting List Price (Contrasting Piping)

Reno® Lounge Seating



Reno® Bench Seating, Maharam Venn Thunder, Satin Nickel Metallic
 Reno® Lounge Seating, Maharam Tread Primal and Momentum Tread Captain, Satin Nickel Metallic
 Reno® Occasional Tables, Sable Laminate, Satin Nickel Metallic
 Universal Personal Table, Sable Laminate, Satin Nickel Metallic

Features Hardwood frame; Fixed or removable seat cushions; Standard and slim models; Replaceable parts; Meets and/or exceeds ANSI/BIFMA X5.1-2002 using National's certified testing facility; Meets CAL 117 flammability standards; TB133 fire barrier option

Arm Options Upholstered arms, wood arms, or armless; Hardwood or black thermofoil tablet arm

Fabric Options Contrasting fabric; Custom embroidery available


Power/Data Available in tables and lounge models

Leg Options Hardwood or metal Legs; Mobile options available

Wood Finishes Catalyzed top coat resists denting, peeling and reactions to chemicals; Antimicrobial Silver Ion Protection; IM Brighton, NM Natural, HN Honey, CL Caramel, 793 Acorn, 792 Sable, TF Truffle, AC Autumn, MC Amber, CW Cordovan, DW Judicial, MH Mocha, 405 Designer White Paint, 462 Cinder Paint

Metal Paint Colors 462 Cinder, 501 Platinum Metallic, 503 Satin Nickel Metallic

Wood Finishes



Metal Colors



Features and Options



Fixed Seat Cushion


Removable Seat Cushion

Wood Leg

Cinder Leg

Platinum Metallic Leg

Satin Nickel Metallic Leg



Contrasting Fabric

Wood Tablet
Black Thermofoil Tablet

Mobility Features

Cup Holder

Lounge Power Grommet

Lounge Models



One Seat Lounge

- \$1,485** Starting List Price (Upholstered Arms/Metal Legs)
- \$2,095** Starting List Price (Wood Arms)
- \$1,382** Starting List Price (Armless/Metal Legs)
- \$1,624** Starting List Price (Upholstered Arms/Mobile)
- \$1,521** Starting List Price (Armless/Mobile)



2 1/2 Seat Lounge

- \$1,979** Starting List Price (Metal Legs)
- \$2,089** Starting List Price (Wood Legs)
- \$1,979** Starting List Price (Upholstered Arms/Metal Legs)
- \$2,589** Starting List Price (Wood Arms)
- \$1,876** Starting List Price (Armless/Metal Legs)



Three Seat Lounge

- \$2,472** Starting List Price (Metal Legs)
- \$2,582** Starting List Price (Wood Legs)
- \$2,472** Starting List Price (Upholstered Arms/Metal Legs)
- \$3,082** Starting List Price (Wood Arms)
- \$2,369** Starting List Price (Armless/Metal Legs)

Slim Lounge Models



One Seat Lounge

- \$1,485** Starting List Price (Upholstered Arms/Metal Legs)
- \$2,095** Starting List Price (Wood Arms)
- \$1,382** Starting List Price (Armless/Metal Legs)
- \$1,624** Starting List Price (Upholstered Arms/Mobile)
- \$1,521** Starting List Price (Armless/Mobile)



2 1/2 Seat Lounge

- \$1,979** Starting List Price (Metal Legs)
- \$2,089** Starting List Price (Wood Legs)
- \$1,979** Starting List Price (Upholstered Arms/Metal Legs)
- \$2,589** Starting List Price (Wood Arms)
- \$1,876** Starting List Price (Armless/Metal Legs)



Three Seat Lounge

- \$2,472** Starting List Price (Metal Legs)
- \$2,582** Starting List Price (Wood Legs)
- \$2,472** Starting List Price (Upholstered Arms/Metal Legs)
- \$3,082** Starting List Price (Wood Arms)
- \$2,369** Starting List Price (Armless/Metal Legs)

Bench Models



One Seat Bench

- D24" W24" H18"
- \$581** Starting List Price (Metal Legs)
- \$692** Starting List Price (Wood Legs)



One Seat Mobile Bench

- D24" W24" H18"
- \$761** Starting List Price



2 1/2 Seat Bench

- D24" W65" H18"
- \$1,276** Starting List Price



Three Seat Bench

- D24" W76" H18"
- \$1,508** Starting List Price





Swift™ Lounge Seating and Occasional Tables, Mayer Fabrics Charcoal Primo and Essence/Ultraleather™ Red, Platinum Metallic, Natural Finish
Myriad™ Cylinder Table, Natural Finish

Features Metal base/legs; Hardwood detail; Ganging chairs and occasional tables; Replaceable parts; Meets and/or exceeds ANSI/BIFMA X5.1-2002 using National's certified testing facility; Meets CAL 117 flammability standards; TB133 fire barrier option

Arm Options Left arm, right arm, both arms or armless; Hardwood or black thermofoil tablet arm

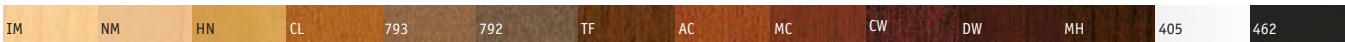
Fabric Options Contrasting fabric; Custom embroidery available

Power/Data Available in 30°, 45°, 90° and small end tables

Wood Finishes Catalyzed top coat resists denting, peeling and reactions to chemicals; Antimicrobial Silver Ion Protection; IM Brighton, NM Natural, HN Honey, CL Caramel, 793 Acorn, 792 Sable, TF Truffle, AC Autumn, MC Amber, CW Cordovan, DW Judicial, MH Mocha, 405 Designer White Paint, 462 Cinder Paint

Metal Colors 462 Cinder, 497 Polished Aluminum, 501 Platinum Metallic, 503 Satin Nickel Metallic

Wood Finishes



Metal Colors



Features and Options



Contrasting Fabric



Cinder Frame
Polished Aluminum Frame



Platinum Metallic Frame
Satin Nickel Metallic Frame



Wood Tablet
Black Polyurethane Tablet



Lounge Models



One Seat Lounge
D32" W30" H32½"
\$2,069 Starting List Price



One Seat Lounge Mobile
D32" W30" H32½"
\$2,209 Starting List Price



One Seat Lounge Single Arm
D30" W29½" H32½"
\$1,810 Starting List Price



One Seat Lounge Armless
D30" W26½" H32½"
\$1,589 Starting List Price



One Seat Lounge Mobile Armless
D30" W26½" H32½"
\$1,729 Starting List Price



One Seat Bench
D30" W26½" H19¼"
\$1,231 Starting List Price



One Seat Mobile Bench
D30" W26½" H19¼"
\$1,371 Starting List Price



Two Seat Lounge
D30" W59¼" H32½"
\$2,786 Starting List Price



Two Seat Lounge Single Arm
D30" W55¼" H32½"
\$2,527 Starting List Price



Two Seat Lounge Armless
D30" W51½" H32½"
\$2,306 Starting List Price



Two Seat Bench
D30" W51½" H19¼"
\$1,700 Starting List Price



Three Seat Lounge
D30" W85" H32½"
\$3,503 Starting List Price



Three Seat Lounge Single Arm
D30" W82¼" H32½"
\$3,245 Starting List Price



Three Seat Lounge Armless
D30" W78" H32½"
\$3,024 Starting List Price



Three Seat Bench
D30" W76" H19¼"
\$2,168 Starting List Price

Inside/Outside Corner Units



30° Inside Corner
W32" D25¼" H32½"
\$1,534 Starting List Price



45° Inside Corner
D32½" W32½" H32½"
\$1,782 Starting List Price



90° Inside Corner
D30" W50½" H32½"
\$2,306 Starting List Price



30° Outside Corner
D31" W27" H32½"
\$1,534 Starting List Price



45° Outside Corner
D32½" W32½" H32½"
\$1,782 Starting List Price



90° Outside Corner
D33½" W49" H32½"
\$2,306 Starting List Price

Ganging Tables



30° Table
W25" D30¼" H16½"
\$1,351 List Price (Wood)
\$1,269 List Price (Laminate)



45° Table
W31½" D32¼" H16½"
\$1,462 List Price (Wood)
\$1,379 List Price (Laminate)



90° Table
W28" D28" H16½"
\$1,517 List Price (Wood)
\$1,435 List Price (Laminate)



Small End Table
W14" D28" H16½"
\$1,131 List Price (Wood)
\$1,049 List Price (Laminate)

Want **more** Swift™?



www.NationalOfficeFurniture.com/MoreSwift



Confide® Benches, Mayer Fabrics Primo Parchment, Satin Nickel Metallic
 Confide® Tables, Caramel Finish, Satin Nickel Metallic

Features Tubular steel frame/legs; Replaceable parts; Radius seat front; Ganging chairs and occasional tables; Meets and/or exceeds ANSI/BIFMA X5.1-2002 using National's certified testing facility; Meets CAL 117 flammability standards; TB133 fire barrier option

Arm Options Arms or armless; Wood or black polyurethane arm caps

Wood Finishes Catalyzed top coat resists denting, peeling and reactions to chemicals; Antimicrobial Silver Ion Protection; IM Brighton, NM Natural, HN Honey, CL Caramel, 793 Acorn, 792 Sable, TF Truffle, AC Autumn, MC Amber, CW Cordovan, DW Judicial, MH Mocha, 405 Designer White Paint, 462 Cinder Paint

Metal Paint Colors 462 Cinder, 501 Platinum Metallic, 503 Satin Nickel Metallic

Wood Finishes



Metal Colors



Features and Options



Black Polyurethane
 Arm Caps
 Wood Arm Caps

Cinder Finish

Platinum Metallic Finish

Satin Nickel Metallic Finish



Confide. Offering a versatile solution with a combination of sizes along with ganging table options.



Bench Models



One Seat Bench
D23" W24" H19"
\$876 Starting List Price (Armless)




Two Seat Bench
D23" W50" H19"
\$1,228 Starting List Price (Wood Arms)
\$1,485 Starting List Price (Polyurethane Arms)
\$1,114 Starting List Price (Armless)




Three Seat Bench
D23" W67" H19"
\$1,599 Starting List Price (Wood Arms)
\$1,883 Starting List Price (Polyurethane Arms)
\$1,485 Starting List Price (Armless)

Ganging Tables



Ganging Center Table
D21" W22" H17"
\$928 List (Wood)
\$928 List (Laminate)



Ganging Corner Table
D32" W42" H17"
\$1,485 List (Wood)
\$1,485 List (Laminate)



Ganging End Table
D21" W22" H17"
\$955 List (Wood)
\$955 List (Laminate)



Eloquence® Benches



Eloquence® Benches, Momentum Bree Camel, Autumn Finish


Features Hardwood accents with tapered wood legs; Occasional tables; Replaceable parts; Meets and/or exceeds ANSI/BIFMA X5.1-2002 using National's certified testing facility; Meets CAL 117 flammability standards; TB133 fire barrier option

Arm Options Black polyurethane arm caps

Fabric Options Contrasting fabric

Wood Finishes Catalyzed top coat resists denting, peeling and reactions to chemicals; Antimicrobial Silver Ion Protection; IM Brighton, NM Natural, HN Honey, CL Caramel, 793 Acorn, 792 Sable, TF Truffle, AC Autumn, MC Amber, CW Cordovan, DW Judicial, MH Mocha, 405 Designer White Paint, 462 Cinder Paint

Bench Models




Lounge Bench

D25" W50" H25"

\$1,544 Starting List Price

\$1,654 Starting List Price (Polyurethane Arm Caps)

Wood Finishes



Features and Options



Contrasting Fabric



Optional Black Polyurethane Arm Caps



Fringe™ Benches



Fringe™ Collaborative Lounge Seating, Mayer Fabrics Primo Charcoal and Arc-Com Prism Chamomile, Satin Nickel Metallic Finish
 Fringe™ Club Chairs, Mayer Fabrics Hombre Charcoal, Satin Nickel Metallic Finish
 Pegos™ Occasional Tables, Mocha and Satin Nickel Metallic Finishes
 Aurora® Executive Seating, Arc-Com Prism Chamomile

Features Metal base/legs; Ganging chairs and occasional tables; Replaceable parts; Meets and/or exceeds ANSI/BIFMA X5.1-2002 using National's certified testing facility; Meets CAL 117 flammability standards; TB133 fire barrier option
Metal Colors 462 Cinder, 497 Polished Aluminum, 501 Platinum Metallic, 503 Satin Nickel Metallic

Bench Models



One Seat Bench
 W27" D27" H18½"
\$1,170 Starting List Price



Two Seat Bench
 W53½" D27" H18½"
\$1,545 Starting List Price



Three Seat Bench
 W78½" D27" H18½"
\$1,920 Starting List Price

Metal Colors



Want **more** Fringe?



www.NationalOfficeFurniture.com/MoreFringe

Features and Options



Cinder Frame
 Polished Aluminum Frame

Platinum Metallic Frame
 Satin Nickel Metallic Frame



Reno® Benches



Reno® Bench Seating, Flock Sky, Platinum Metallic
 Reno® Lounge Seating, Maharam Rove Nasturtium, Platinum Metallic
 Reno® Occasional Tables, Brighton Laminate, Platinum Metallic

Features Metal or hardwood legs; Replaceable parts; Meets and/or exceeds ANSI/BIFMA X5.1-2002 using National's certified testing facility; Meets CAL 117 flammability standards; TB133 fire barrier option
Leg Options Hardwood or metal legs; Mobile option available on one seat bench
Wood Finishes Catalyzed top coat resists denting, peeling and reactions to chemicals; Antimicrobial Silver Ion Protection; IM Brighton, NM Natural, HN Honey, CL Caramel, 793 Acorn, 792 Sable, TF Truffle, AC Autumn, MC Amber, CW Cordovan, DW Judicial, MH Mocha, 405 Designer White Paint, 462 Cinder Paint
Metal Paint Colors 462 Cinder, 501 Platinum Metallic, 503 Satin Nickel Metallic

Bench Models



One Seat Bench
 D24" W24" H18"
\$581 Starting List Price



One Seat Bench
 D24" W24" H18"
\$761 Starting List Price



2 1/2 Seat Bench
 W65" D24" H18"
\$1,276 Starting List Price



Three Seat Bench
 W76" D24" H18"
\$1,508 Starting List Price

Wood Finishes



Metal Colors



Features and Options



Wood Leg



Cinder Leg



Platinum
Metallic Leg



Satin Nickel
Metallic Leg



Mobility





Swift™ Benches, Textus Proviso Linen, Autumn Finish

Features Metal base/legs with hardwood detail; Ganging chairs and occasional tables; Replaceable parts; Meets and/or exceeds ANSI/BIFMA X5.1-2002 using National's certified testing facility; Meets flammability standards of CAL 117; TB133 fire barrier option

Fabric Options Contrasting fabric

Wood Finishes Catalyzed top coat resists denting, peeling and reactions to chemicals; Antimicrobial Silver Ion Protection; IM Brighton, NM Natural, HN Honey, CL Caramel, 793 Acorn, 792 Sable, TF Truffle, AC Autumn, MC Amber, CW Cordovan, DW Judicial, MH Mocha, 405 Designer White Paint, 462 Cinder Paint

Metal Paint Colors 462 Cinder, 497 Polished Aluminum, 501 Platinum Metallic, 503 Satin Nickel Metallic

Bench Models



One Seat Bench

D30" W27" H19"

\$1,231 Starting List Price



Two Seat Bench

D30" W53" H19"

\$1,700 Starting List Price



Three Seat Bench

D30" W80" H19"


\$2,168 Starting List Price

Want **more** Swift?



www.NationalOfficeFurniture.com/MoreSwift

Wood Finishes



Metal Colors



Features and Options



Contrasting Fabric



Cinder Frame
Polished Aluminum Frame



Platinum Metallic Frame
Satin Nickel Metallic Frame





Cinch® Beam Seating, Pebble and Currant, Platinum Metallic Beams

Features Replaceable parts; Meets and/or exceeds ANSI/BIFMA X5.1-2002 using National's certified testing facility; Meets CAL 117 flammability standards; TB133 fire barrier option

Arm Options Arms (Cinder or Platinum Metallic); Tablet arm (Black laminate)

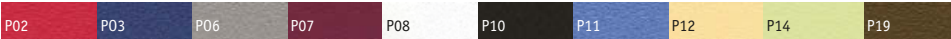
Back/Seat Options Plastic seat/back; Contrasting plastic seat/back or plastic back/upholstered seat

Table Options Beam table (Black laminate)

Plastic Colors P02 Red, P03 Blue, P06 Pebble, P07 Currant, P08 Marshmallow, P10 Black, P11 Blueberry, P12 Lemon, P14 Lime, P19 Brownie

Metal Paint Colors 462 Cinder, 501 Platinum Metallic

Plastic Colors



Metal Colors



Want **more** Cinch®?



www.NationalOfficeFurniture.com/MoreCinch

Features and Options



All Plastic



Contrasting Plastic



Upholstered Seat Option



Cinder Frame



Platinum Metallic Frame



Cinch® Beam Seating, Brownie and Stinson Lava Obsidian, Platinum Metallic Beams
 Cinch® Stacking Seating, Brownie, Platinum Metallic Frames
 WaveWorks® Casegoods, Truffle Lamanite
 Chameleon™ Privacy Solution, Clear Polycarbonate Dividers (shown with toppers)

Beam Models



2-Seat Beam
 D23" W48" H32½"
\$1,030 Starting List Price
\$1,416 Starting List Price (With 3 Arms)




3-Seat Beam
 D23" W72" H32½"
\$1,519 Starting List Price
\$2,034 Starting List Price (With 4 Arms)



4-Seat Beam
 D23" W96" H32½"
\$2,009 Starting List Price
\$2,652 Starting List Price (With 5 Arms)



5-Seat Beam
 D23" W120" H32½"
\$2,498 Starting List Price
\$3,270 Starting List Price (With 6 Arms)



Cinder Arms
 Platinum Metallic Arms
\$129 List Price



Tablet Arm
\$180 List Price (Black Laminate)



Table
 17¾" W17¾" H28½"
\$283 List Price (Black Laminate)





Confide® Tandem Guest, Mayer Fabrics Primo Sky, Platinum Metallic
 Confide® Tables, Amber Laminate, Platinum Metallic

Features Tubular steel frame/legs; Wall saver leg design; Easy clean out; Ganging chairs and occasional tables; Waterfall seat edge; Replaceable parts; Meets and/or exceeds ANSI/BIFMA X5.1-2002 using National's certified testing facility; Meets CAL 117 flammability standards; TB133 fire barrier option

Back Options Upholstered or hardwood back

Arm/Leg Options Center arms/legs, center legs, no center arms/legs; Hardwood or black polyurethane arm caps

Fabric Options Contrasting fabric; Custom embroidery available

Wood Finishes Catalyzed top coat resists denting, peeling and reactions to chemicals; Antimicrobial Silver Ion Protection; IM Brighton, NM Natural, HN Honey, CL Caramel, 793 Acorn, 792 Sable, TF Truffle, AC Autumn, MC Amber, CW Cordovan, DW Judicial, MH Mocha, 405 Designer White Paint, 462 Cinder Paint

Metal Paint Colors 462 Cinder, 501 Platinum Metallic, 503 Satin Nickel Metallic

Tandem Guest Models



Two Seat Tandem

D23" W47" H34"

Upholstered or Wood Back

\$2,307 Starting List Price

\$2,334 Starting List Price (No Center Legs)

\$2,281 Starting List Price (No Center Arm/Legs)



Three Seat Tandem

D23" W69" H34"

Upholstered or Wood Back

\$3,422 Starting List Price


\$3,448 Starting List Price (No Center Legs)

\$3,396 Starting List Price (No Center Arm/Legs)


Wood Finishes



Metal Colors



Features and Options



Wood Arm Caps
 Black
 Arm Caps

Contrasting Fabric

Easy Clean Out



Confide® Tandem Lounge



Confide® Tandem Lounge, Silvertex™ Champagne, Mocha Finish, Platinum Metallic
 Confide® Lounge, Silvertex™ Champagne, Mocha Finish, Platinum Metallic
 Confide® Occasional Tables, Mocha Finish, Platinum Metallic
 Exhibit™ Wall Rail Solution, Pact Fern Tack Board Inserts

Features Tubular steel legs; Wall saver leg design; Easy clean out; Occasional tables; Replaceable parts; Meets and/or exceeds ANSI/BIFMA X5.1-2002 using National's certified testing facility; Meets CAL 117 flammability standards; TB133 fire barrier option

Back Options Upholstered or hardwood back

Arm Options Hardwood or black polyurethane arm caps; Hardwood or black thermofoil tablet arm

Fabric Options Contrasting fabric; Custom embroidery available

Wood Finishes Catalyzed top coat resists denting, peeling and reactions to chemicals; Antimicrobial Silver Ion Protection; IM Brighton, NM Natural, HN Honey, CL Caramel, 793 Acorn, 792 Sable, TF Truffle, AC Autumn, MC Amber, CW Cordovan, DW Judicial, MH Mocha, 405 Designer White Paint, 462 Cinder Paint

Metal Paint Colors 462 Cinder, 501 Platinum Metallic, 503 Satin Nickel Metallic

Tandem Lounge Models



Two Seat Tandem

D27" W52" H34"

\$2,758 Starting List Price (Upholstered Back)

\$3,024 Starting List Price (Wood Back)



Three Seat Tandem

D27" W76" H34"

\$3,713 Starting List Price (Upholstered Back)

\$4,127 Starting List Price (Wood Back)

Want **more** Confide®?



www.NationalOfficeFurniture.com/MoreConfide

Wood Finishes



Metal Colors



Features and Options



Wood Arm Caps
Black
Arm Caps



Wood Tablet Arm
Black Thermofoil
Tablet Arm



Contrasting Fabric



Easy Clean Out





Eloquence® Guest and Tandem Seating, Momentum Max Rum and Momentum Viva Sand
Eloquence® Occasional and Ganging Tables, Autumn Finish

Features Hardwood frame/legs; Easy clean out; Ganging chairs and occasional tables; Replaceable parts; Meets and/or exceeds ANSI/BIFMA X5.1-2002 using National's certified testing facility; Meets CAL 117 flammability standards; TB133 fire barrier option

Arm Options Black polyurethane arm caps

Fabric Options Contrasting fabric; Custom embroidery or laser engraving available

Wood Finishes Catalyzed top coat resists denting, peeling and reactions to chemicals; Antimicrobial Silver Ion Protection; IM Brighton, NM Natural, HN Honey, CL Caramel, 793 Acorn, 792 Sable, TF Truffle, AC Autumn, MC Amber, CW Cordovan, DW Judicial, MH Mocha, 405 Designer White Paint, 462 Cinder Paint

Tandem Models



Two Seat

D22" W45" H34"

\$1,529 Starting List Price

\$1,654 Starting List Price (Polyurethane Arm Caps)



Three Seat

D22" W66" H34"

\$2,294 Starting List Price

\$2,460 Starting List Price (Polyurethane Arm Caps)



Three Seat, Half Upholstered/Half Wood Back

D22" W66" H34"

\$2,361 Starting List Price

\$2,526 Starting List Price (Polyurethane Arm Caps)

Wood Finishes



Features and Options



Contrasting Fabric



Black Arm Caps



Timberlane™ Tandem



Timberlane™ Seating, Stinson Squiggle Greystone, Stinson Folio Indigo and Silvertex™ Sapphire, Natural Finish
Timberlane™ Ganging Tables, Natural Finish

Features Hardwood frame/legs; Easy clean out; Ganging chairs and occasional tables; Replaceable parts; Meets and/or exceeds ANSI/BIFMA X5.1-2002 using National's certified testing facility; Tested to and meets 300 lb. static load test; Meets CAL 117 flammability standards; TB133 fire barrier option

Arm Options Black polyurethane arm caps

Fabric Options Contrasting fabric; Custom embroidery available

Wood Finishes Catalyzed top coat resists denting, peeling and reactions to chemicals; Antimicrobial Silver Ion Protection; IM Brighton, NM Natural, HN Honey, CL Caramel, 793 Acorn, 792 Sable, TF Truffle, AC Autumn, MC Amber, CW Cordovan, DW Judicial, MH Mocha, 405 Designer White Paint, 462 Cinder Paint

Tandem Models



Two Seat

D24" W43" H35"

\$1,269 Starting List Price (Arms)

\$1,396 Starting List Price (Arms/Polyurethane Caps)



Three Seat

D24" W64" H35"

\$1,920 Starting List Price (Arms)

\$2,086 Starting List Price (Arms/Polyurethane Caps)

Wood Finishes



Features and Options



Contrasting Fabric



Black Arm Caps



Custom Embroidery






Surface Materials

Surfaces

IntegraClear® UV Finish	268
Antimicrobial Silver Ion Protection	269
Wood Finishes.....	268
Woodgrain Laminates	270
Solid Laminates	270
Pattern Laminates	270
Thermofoils	270
Metal Paints	271
Resins	271
Essay® Colors	271
Cinch® Colors	271
Upwards® Colors	271

Textiles

Seating Upholstery	272
Tack Board Fabrics	281
Alliance Programs	282



Materials sure to fit both your office and your stylish personality.

Do you dream in color? We do at National. We offer the palettes to make your vision of style come true. Our large selection of surface materials enhance our products in hues, patterns and textures that will fit both your office and your stylish personality. Whatever your office size or budget, here is a palette that empowers you to create what you imagine, in a way that no one else ever could. We provide a wide array of surface materials to give you a totally integrated furnishing solution.

IntegraClear® UV Finish



An environmentally-friendly, high performance finish for you and the environment.

IntegraClear® is National's water-based finish cured via ultraviolet (UV) light that offers exceptional clarity and durability in our wood products. This environmentally-friendly finish and its application process enables our products to meet or exceed strict indoor air quality requirements which create healthier workplaces and can contribute towards earning a LEED® Green Building Rating.

IntegraClear® is the ultimate balance of clarity, durability and sustainability. This extremely low emitting finish provides excellent wood protection to keep your casegoods and tables looking their best. For additional performance, our finish features Antimicrobial Silver Ion Protection which inhibits the growth of stain and odor causing bacteria. Curing quickly to a completely inert finish, with excellent resistance to heat and chemicals, IntegraClear® offers excellent cleanability while allowing the natural beauty of the wood details to be seen through the finish.

Wood Finishes



IM Brighton



NM Natural



HN Honey



CL Caramel



TF Truffle

Antimicrobial Silver Ion Protection

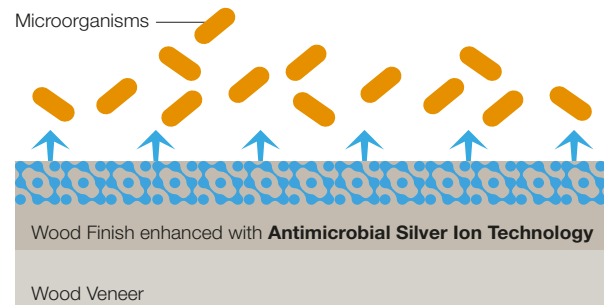


You deserve the ultimate performance from the products you choose.

Although it may be out of sight, out of mind, the fighting action of silver ion technology never stops working.

Inhibiting the growth of bacteria, such as E. coli, Staph and other microbes that can create odors and stains, silver ion technology provides a continuous protective antimicrobial surface.

On unprotected surfaces, bacteria have the capability to double in number every 20 minutes. Mitigating the effects of this rapid escalation, the antimicrobial silver ion technology embedded into our wood finish inhibits bacterial growth by 99.94%, keeping surfaces cleaner, longer. Ideal for any space and organization, the extra level of product performance is especially suited for the high traffic, public areas in healthcare and education environments.



AC Autumn



MC Amber



CW Cordovan



DW Judicial



MH Mocha

Note The images in this catalog are provided as an overall reference to our surface materials. Due to the limitations of the printing process, printed colors may vary from the actual samples. Actual samples should be referenced before making your selection. Please contact National® Customer Service or an Authorized National® Dealer for surface material requests.


Wood Veneer Each piece of natural veneer offers unique texture and grain. National carefully selects all materials used in every product ensuring a commercially acceptable color and finish.

Availability Not all surface materials are available on all National products. Please consult National® Customer Service or an Authorized National® Dealer for availability.


Woodgrain Laminates



Solid Laminates



Pattern Laminates



Thermofoils

Thermofoil worksurfaces resist scratches, cracks, dents, chips, stains and chemicals and are hypoallergenic, antifungal, antibacterial and moisture-resistant.



Woodgrain Laminates National's woodgrain laminates have been designed to closely represent our wood finishes, as well as to provide strength and durability.

Laminates All solid and pattern laminates have been designed to complement National's surface material offering, as well as to provide strength and durability.


Thermofoils National's thermofoil worksurfaces are hypoallergenic, anti-fungal, anti-bacterial and moisture-resistant. Thermofoil resists scratches, cracks, dents, chips, stains and chemicals.

Paints National's durable paints resist scratches, cracks, dents and chips usually encountered in a fast-paced and hectic working environment.

Resins Available on various privacy screens, modesty panels and doors, National's resins give a fresh appearance to an office environment.

Availability Not all surface materials are available on all National products. Please consult National® Customer Service or an Authorized National® Dealer for availability.


Metal Paints National's durable paints resist scratches, cracks, dents and chips usually encountered in high use environments.



Resins



Essay™ Plastic Colors



Cinch® Plastic Colors



Upwards™ Plastic Colors



American Graffiti

100% Polyester **Grade 1**



5304 Jeans




5305 Honey Mustard




5312 Roller Skates



5318 Crusin'



5336 Catsup



5375 Chrome



5379 Leather



5392 Convertible



5395 Diner

Plush

100% Polyester; Teflon® Finish **Grade 1**



11701 Moss



11702 Down



11703 Willow



11704 Sable



11705 Kringle



11706 Fur



11707 Suede




11708 Snuggle




11709 Velvet

Ridge

100% Polyester **Grade 1**



12005 Crimson




12006 Driftwood



12012 Dune



12004 Fog



12001 Meadow



12010 Midnight



12007 Peak



12008 Pebble



12011 Sand



12009 Sea Breeze



12002 Shine




12003 Sunset

Speedway 

52% Polypropylene, 48% Pre-Consumer Recycled Polyester; BLOCKaide™ Finish **Grade 1**



10105 Pace Car



10110 Checkered Flag



10120 Trophy



10137 Victory Lap



10140 Infield



10150 Finish Line



10175 Start Your Engines



10190 Winner's Circle




10195 Pole Position



Reduced Environmental Impact Include recycled content and rapidly renewable material and have no backing and are PVC-free and/or chrome free.

Stardust

54% Polyester, 46% Repreve® Polyester (30% Pre-Consumer/16% Post-Consumer Blend) **Grade 1**



10501 Lynx



10502 Crux



10503 Draco



10504 Hydra



10505 Carina



10506 Mensa



10507 Pavo




10508 Vela




10509 Ara

Cathedral


100% Polyester **Grade 2**




3906 Chartres



3907 Florence




3911 Westminster



3917 Stonehenge



3924 Belgrade



3936 Derby



3982 Wells

Charm

100% Pre-Consumer Recycled Polyester; Scotchgard™ Finish, Terratex® Finish **Grade 2**




21601 Jade




21602 Sunstone




21603 Topaz



21604 Amber



21605 Ruby



21606 Agate



21607 Onyx



21608 Garnet



21609 Aquamarine



21610 Lapis



21611 Jasper

Orbit

70% Vinyl, 5% Urethane, 25% Polyester Hi-Loft Textile; Napa Topcoat Finish; Anti-fungal/Anti-bacterial **Grade 2**



20401 Galaxy



20402 Nebula



20403 Nova



20404 Moon



20405 Star



20406 Planet



20407 Comet



20408 Asteroid



20409 Cosmic

Sedona

70% Vinyl, 5% Urethane, 25% Polyester Hi-Loft Textile; Napa Topcoat Finish; Anti-fungal/Anti-bacterial **Grade 2**



22101 Cactus



22115 Tumbleweed



22123 Sierra



22125 Yucca



22126 Poppy



22129 Mirage



22131 Adobe



22141 Sand



22142 Terra Cotta



22143 Earth



22145 Buckskin



22147 Mesa



22151 Plateau



22157 Horizon



22159 Desert



22162 Indigo




22166 Sagebrush



22177 Canyon



22185 Nighthawk

Shenanigans 

67% Pre-Consumer Recycled Polyester, 33% Nylon; BLOCKaide™ Finish **Grade 2**



20300 Gimmick



20301 Antics



20317 Monkey Shine



20322 Caper



20344 Wile



20352 Lark



20360 Maneuver



20364 Stunt



20373 Ruse



20380 Tom Foolery




20389 Frolic



20399 Mischievous

Spectrum 

100% Pre-Consumer Recycled Polyester; BLOCKaide™ Finish **Grade 2**



20001 Mimosa



20003 Lime



20011 Sand



20015 Marigold



20020 Black



20022 Burgundy



20033 Pine



20039 Cornflower



20040 Ruby



20045 Chocolate



20050 Camel



20062 Grey



20067 Navy



20069 Grape



20072 Breeze



20079 Tangerine



20081 Charcoal



20084 Royal



20095 Red

Strand

100% Polyester **Grade 2**



20101 Charcoal



20102 Mineral



20103 Fudge



20104 Blueberry



20105 Red Licorice



20106 Wheat




20107 Peacock



20108 Blaze



20109 Cumulus



20110 Coast




20111 Sand



20112 Stone

Tranquility

100% Pre-Consumer Recycled Polyester; BLOCKaide™ Finish **Grade 2**



21302 Crackling Fire




21305 Flax



21325 Poetry



21334 Hush



21341 Subtle



21354 Whisper



21357 Bath



21361 Meadow



21379 Shadow




21386 Sonatas



21398 Wisteria

Twilight

100% Pre-Consumer Recycled Polyester; BLOCKaide™ Finish; Green-e®; Terratex® **Grade 2**



23101 Ocean



23103 Nightshadow



23104 Gaze



23105 Goldrush



23106 Saucy



23107 Aristocrat



23108 Rust



23109 Barley



23110 Espresso



23111 Bronze



23112 Chartreuse



23113 Luxe



23114 Willow



23115 Fresh



23116 Cinder



23117 Vapor



23118 Gingerbread




23119 Tangerine




23120 Nude

Boardwalk


100% Pre-Consumer Recycled Polyester; BLOCKaide™ Finish **Grade 3**




30501 Boulevard



30502 Avenue




30503 Footpath




30504 Track




30505 Alley



30506 Trail



30507 Aisle




30508 Lane



30509 Gateway

Jacks 

100% Polyester; Soil and Stain Resistant Finish **Grade 3**



30701 Beanstalk



30702 Flash



30703 Olantern



30704 Pot



30705 Sprat



30706 Russell



30707 And Jill



30708 Be Nimble




30709 Frost



30710 In The Box

Pop Rocks

100% EcoIntelligent® Polyester; Soil and Stain Repellant Finish **Grade 3**



31301 Green Apple



31302 Lemon



31303 Pumpkin Patch



31304 Cherry



31305 Strawberry



31306 Milk Chocolate



31307 Cola



31308 Malt



31309 Wild Berry



31310 Blue Razz




31311 Cream Soda



31312 Caramel

Big City 

54% Pre-Consumer Recycled Polyester, 32% Cotton, 14% Post-Consumer Recycled Polyester; Stain Repellant Finish **Grade 4**



40901 Dublin



40902 Istanbul



40903 Barcelona



40904 Rome



40905 Sydney



40906 Tokyo



40907 NYC



40908 London



40909 Amsterdam

Connect Four

100% Vinyl, 100% Recycled Polyester Hi-Loft™ Textile Backing; PERMABLOCK® Finish **Grade 4**



42401 Lime



42402 Butterscotch



42403 Clementine



42404 Snickerdoodle



42405 Penny



42406 Coffee Bean



42407 Silver Dollar




42408 Sea Glass



42409 Blueberry

Echo 

100% Pre-Consumer Recycled Polyester; Polyester Binder Finish; Green-e®; Terratex® **Grade 4**




41101 Natural



41102 Gold



41103 Russet



41104 Lichen




41105 Jute



41106 Seaport



41107 Limestone




41108 Crystal



41109 Oxide



41110 Peppercorn



41111 Cabochon



41112 Cedar




41114 Henna

Silvertex™

60% Vinyl; 30% Polyester Hi-Loft™ Textile; 10% Urethane; PERMABLOCK® Finish; SILVERGUARD® Silver Ion Technology; Antifungal/Antibacterial **Grade 4**



41301 Basil



41302 Ice




41303 Mandarin



41304 Raspberry



41305 Sunkist



41306 Mocha



41307 Carbon



41308 Jet



41309 Storm



41310 Sapphire



41311 Champagne



41312 Celery



41313 Meteor



41314 Cream



41315 Chestnut



41316 Luggage



41317 Taupe



41318 Borscht



41319 Lagoon



41320 Turquoise



41321 Marine Blue



41322 Umber



41323 Blackberry




41324 Sage



41325 Bottle

Essence/Ultraleather™ 

100% Polyurethane **Grade 6**



3611 Light Oyster



3612 Red



3613 Wheat



3614 Stone



3615 Dove Grey



3617 White



3628 Midnight Metallic



3636 Chamois



3640 Garnet



3647 Loden



3651 Green Tea Metallic



3663 Walnut



3667 Taupe



3679 Raven



3683 Pecan



3690 Papyrus



3692 Admiral

Flock

100% Eco Intelligent® Wool **Grade 6**



60400 Meadow



60401 Sun



60402 Bonfire



60403 Barn



60404 Apple



60405 Lasso



60406 Black Sheep



60407 Heather Gravel



60408 Sky



60409 Pond



60410 Straw




60411 Heather Cloud




60412
Heather Gunmetal

Redux 


65% Pre-Consumer Recycled Polyester; 35% Post-Consumer Recycled Polyester; Crypton® Green Finish **Grade 6**




60301 Key Lime




60302 Aztec



60303 Russet



60304 Jazz



60305 Spice



60306 Mocha




60307 Sapphire

Scribe 


65% Pre-Consumer Recycled Polyester; 35% Post-Consumer Recycled Polyester; Crypton® Green Finish **Grade 6**




60201 Juniper



60202 Pool



60203 Flicker



60204 Chianti



60205 Atlantis



60206 Nutmeg



60207 Alloy

Brisa® 

100% Polyurethane **Grade 7**



71001 Black Onyx



71002 Cambridge Blue



71003 Salsa



71004 Abyss



71005 Ash



71006 Celery



71007 Bark



71008 Truffle



71015 Cabernet



71011 Desert Clay



71012 Sterling Blue




71013 Canyon



71014 Aztec

Brisa® Distressed 

100% Polyurethane **Grade 7**



72001 Buckskin



72003 Lasso



72005 Iron




72006 Manila




72007 Moccasin

Promessa® 

100% Polyurethane; Antimicrobial **Grade 7**



73001 Briarwood



73002 Horsehair




73003 Linen




73004 Parchment




73005 Bronze



73006 Atlantic



73007 Aquamarine



73008 Shale



73010 Tudor



73012 Woodpecker



73016 Fields

Silica™ 

100% Silicone **Grade 7**



70901 Appletini



70902 Medal



70903 Marigold



70904 Garnet



70905 Bistro




70906 Terra



70907 Nero



70908 Skyward



70909 Cumulus



70910 Gallant



70911 Dewpoint



70912 Ginger



70913 Coppercrest



70914 Burnished



70915 Quartz



70916 Brownstone



70917 Alloy



70918 Glade



70919 Haze



70920 Tropic



70921 Herbal

Sumatran Palm

53% Rayon, 47% Polyester; Crypton® Finish **Grade 7**



70801 Lime



70802 Grain



70803 Cantaloupe



70804 Clematis



70805 Firefly



70806 Hawk



70807 Cobalt



70808 Fresco

Davenport

100% Top Grain Leather Grade L7



Showcase 

100% Full Grain Leather, Chrome Free Grade L8



Note The images in this catalog are provided as an overall reference to our surface materials. Due to the limitations of the printing process, printed colors may vary from the actual samples. Actual samples should be referenced before making your selection. Please contact National Customer Service or an Authorized National™ Dealer for surface material requests.

Fabric Characteristics Different fabrics/constructions will respond better than others to specific seating applications. Certain fabrics are more prone to relaxing over time and can demonstrate characteristics such as wrinkling, pilling, fuzzing and puddling. Some upholsteries may experience dye transfer (clothing dyes transfer to seating fabric). This does not mean that the fabric or application is deficient, but rather it is an inherent characteristic of that fabric or application and is considered normal behavior.

Leather Characteristics Leather is a natural product. Healed scars, scratches, cuts and stretch marks are natural markings and are characteristics of leather. Leather may experience dye transfer (clothing dyes transfer to the leather). This does not mean that the leather or application is deficient, but rather it is an inherent characteristic of that leather or application and is considered normal behavior.

Green-e® 100% of the electricity used to make these fabrics is matched by Green-e certified renewable energy certificates; Green-e® is a registered trademark of the Center for Resource Solutions.

Terratex® Each Terratex fabric must meet the following criteria: Made of 100% post-consumer and/or pre-consumer fiber, or compostable material; Made using processes that reduce waste, emissions, energy water usage, and toxic by-products; Meets or exceeds the same quality standards and conventional processes; Made of single fiber type, without backcoating, so that it too can be recycled or composted; Terratex® is a registered trademark of True Textiles.

SILVERGUARD® Silver Ion Technology Natural germ-fighting defense to help safeguard against odor and stain causing bacteria; SILVERGUARD® is a registered trademark of Spradling Holdings, Inc.

PERMABLOK® Advanced Vinyl Protection Protects against germs, abrasions and stains; PERMABLOCK® is a registered trademark of Spradling Holdings, Inc.

Hi-Loft™ Textile Manufactured with 100% polyester yarns aimed at creating a backing with bulk, strength and unusual softness; Hi-Loft™ is a trademark of Spradling Holdings, Inc.

BLOCKaide™ Finish Low energy, fluoropolymer based surface coating applied to fabric that imparts water and oil repellent properties causing liquid spills to bead up on surface of fabric, enabling clean up before the fabric is stained by the spill. Provides similar performance characteristics to Teflon®, but is formulated specifically for commercial upholstery applications. BLOCKaide™ is a registered trademark of Interface, Inc.

Crypton® Fabrics that are resistant to spills, stains, odor and microbial growth and include an integrated moisture barrier; Crypton® is a registered trademark of Crypton, Inc.

Crypton® Green Reduced environmental impact fabrics that are resistant to spills, stains, odor and microbial growth and include an integrated moisture barrier; Crypton® Green is a registered trademark of Crypton, Inc.

Teflon® Finish DuPont stain-resist fabric protector that provides an invisible molecular barrier around the individual fibers of fabrics causing liquid spills to bead up and roll off and allowing ground-in stains to be released during cleaning; Teflon® is a registered trademark of Dupont.

Polyester Binder Finish Fine particles of low-melt, polyether fiber applied to fabric and heated until melted, forming small “spot welds” that bind fibers together when cooled. Reduces fraying, firms and generally stabilizes the fabric.

Scotchgard™ Finish Durable water and oil resistant treatment formulated for commercial upholstery fabrics. Liquid spills will bead up on the surface so that they can be removed before they stain the fibers. Scotchgard™ is a trademark of 3M.

Repreve® Polyester Is made with 100% recycled fiber; Repreve® is a registered trademark of UNIFI, Inc.

Soil and Stain Resistant Finish Surface coating applied to fabric to protect against both oil and water borne stains. Helps repel dust and dry soil extending fabric life.

Stain Repellent Finish Fluorocarbon based surface coating, similar to Teflon®, applied to fabric that acts as both stain and water repellent, but not water proof.

Napa Topcoat Provides a scuff-resistant surface that achieves 100,000 double rubs with a waxy genuine feel of leather.

Antimicrobial/Antibacterial/Antifungal Properties are built into the vinyl/polyurethane construction.


Silica™ is a trademark of the Momentum Group.

Silvertext™ is a registered trademark of Spradling Holdings, Inc.

Ultraleather™, Brisa® and Brisa® Distressed are registered trademarks of Ultrafabrics, LLC.

Dune

100% Polyester **Grade A**



8600 Drift 8601 Windblown 8602 Erosion 8603 Haze 8604 Kamelos 8606 Pebble 8607 Gecho
 8608 Nectar 8610 Clear Sky 8614 Basin 8615 Raven 8620 Darkness 8621 Golden

Repetition 

75% Pre-Consumer Recycled Polyester, 25% Post-Consumer Recycled Polyester **Grade A**



3700 Ash 3705 Willow 3709 Java 3713 Stainless 3715 Almond 3721 Reed 3726 Kiwi
 3737 Sisal 3744 Tawny 3753 Steel 3766 Wicker 3775 Grey Green 3782 Honeycomb
 3785 Blue Grass 3792 Spa 3799 Cornflower

Pact 

65% Pre-Consumer Recycled Polyester, 35% Post-Consumer Recycled Polyester **Grade B**



25401 Aloe 25402 Azure 25403 Calla 25404 Coastal 25405 Delft 25406 Dove 25407 Dragon
 25408 Eureka 25409 Fern 25410 Harbour 25411 Lily 25412 Lime 25413 Midnight
 25414 Nectar 25415 Patina 25416 Putty 25417 Roast 25418 Roma 25419 Rubine 25420 Sketch 25421 Tanzanite
 25422 Taupe 25423 Toasty



National has developed joint programs to offer you quality office seating with exciting lines of designer and specialty upholsteries. These programs enable you to issue just one purchase order, providing simplified ordering and the most convenient, yet complete seating choices available from a single source. National offers its seating models in Arc-Com, Stinson, Maharam, Momentum and Ultrafabrics graded-in upholstery, eliminating the time and expense involved in a COM transaction. All patterns meet ACT and BIFMA standards. Our alliance partners provide a broad range of upholsteries from which to choose. Whether you are looking for high-end, designer-inspired looks, durable high performance vinyl or pvc-free polyurethane that can take a beating, or bring punch of color that will set your seating apart, our alliance partners will have what you need.

Graded-In Fabrics For a complete listing of National's graded-in fabrics, log on to www.NationalOfficeFurniture.com.

Leadtimes/Availability Models specified with Alliance Program fabrics will be acknowledged at normal lead times based on the supplier's delivery schedule. Exceptions may occur when extended lead times apply. Each supplier reserves the right to discontinue patterns and colors. Please contact National® Customer Service for availability before finalizing orders.

Fabric Warranty Alliance Program Fabrics are non-standard materials, not covered under National's Limited Lifetime Warranty.

Arc-Com



Arc-Com Fabrics, Inc., is a leading textile supplier in the contract industry. Over the past 35 years, their reputation has been built on customer satisfaction, value added products and solutions and timely completion of projects. The Arc-Com Design Team creates, develops and introduces innovative and high performance textile products.

www.arc-com.com
800.223.5466


Stinson



For over 50 years Stinson has offered an extensive selection of seating textiles for commercial applications with styles that range from the tried and true to the truly unique.

www.cfstinson.com
800.841.6279

Maharam



New York-based Maharam offers a comprehensive collection of textiles for seating, walls, window covering, systems and healthcare applications. Maharam textiles are available to the trade and through a select group of authorized Maharam retailers.

www.maharam.com
800.645.3943

Momentum



Momentum Group is a leading supplier of contract textiles. In addition to providing customized card programs, they offer unique color coordinated lines for the A&D contract market.

www.themomgroup.com
800.366.6839

Ultrafabrics



Since entering the marketplace in 1966, Ultrafabrics® has earned and maintained an unmatched reputation for quality products and are committed to using the very latest technology and innovation to create beautiful, luxurious 100% polyurethane surfaces.

www.ultrafabricsllc.com
888.361.9216

Make it personal.

By choosing National, you will always receive a great looking piece of furniture; however, there are times when you just want that extra touch to make it your own. No problem! National conveniently offers custom embroidery, laser engraving, product modifications and finish matching. It's just one more way we try to make your life easier and deliver that extraordinary experience you deserve. Learn more about our capabilities by visiting www.NationalOfficeFurniture/ProdMods.



General Information

Quick Delivery

To You In
10 DAYS
...or Less

National's Quick Delivery products are available to deliver in 10 business days or less to the specified ship to address. Upon receipt of a credit approved order, the order may not be changed or cancelled. Include only Quick Delivery models on your order. Create a separate order for any products that are not included in the Quick Delivery Program. Remember that 10 business days does not include weekends or holidays. The day your order is placed with National counts as day zero.

Every effort will be made to fulfill orders regardless of quantity, however, for quantities over 10 offices, 20 chairs or 10 tables, please contact Customer Service prior to placing your order to confirm our ability to meet your needs. Occasionally, demand exceeds capacity. Then, orders are subject to availability.

Ordering Procedures

National Office Furniture products are only available through Authorized Dealers. A National Authorized Dealer will help you with everything, from space planning, design, product selection, order placement, delivery and installation.

To locate a National Authorized Dealer in your neighborhood, visit www.NationalOfficeFurniture.com or contact Customer Service at 800.482.1717.

Terms and Pricing

- Prices in this catalog are list price for shipment in the continental U.S.
- Price subject to change without prior notice
- Merchandise will be billed at prices prevailing at time of placing order
- Distribution of this price list does not itself constitute an offer to sell
- Orders can be received only from Authorized National Dealers

Fire Retardant Products

All National chairs meet California Technical Bulletin #117-2013. For California Technical Bulletin #133 requirements, please contact National Customer Service for lead times and applicable fabrics.

California Technical Bulletin #133 - Flammability test procedure for seating furniture for use in public occupancies - provides guidelines for a full-scale, composite burn test. To obtain TB133 certification, a specific model/upholstery combination must be subjected to and pass TB133 testing.

National provides TB133 testing services for COM (Customer's Own Material), COL (Customer's Own Leather), and Alliance partner upholstery orders. We require that COM, COL, and Alliance partner upholstery first be evaluated for application approval, then for TB133 approval.

Product Design

National reserves the right to make changes in design, specifications, and construction and to discontinue products without prior notice. Dimensions referenced within this catalog are nominal.

BIFMA and ANSI Testing

National products are designed and manufactured to meet or exceed BIFMA and American National Standards Institute (ANSI) standards. National is a member of the Business and Institutional Furniture Manufacturer's Association (BIFMA).

This testing does not serve as a warranty or guarantee. Generally, products within this catalog meet or exceed the applicable BIFMA and ANSI standards.

Contact Information

To order literature, surface material samples, check order status, and check lead times, please contact an Authorized National Dealer, call National Customer Service or visit us online.

National Office Furniture
1205 Kimball Boulevard, Jasper, Indiana 47549
Telephone: 800.482.1717
Fax: 812.482.8800
E-mail Customer Service: NationalService@NationalOfficeFurniture.com
www.NationalOfficeFurniture.com



GSA Multiple Award Schedule



Contract Holder

Contract GS-27F-0034X

National Office Furniture holds a GSA Multiple Award Schedule. Our dedicated Government Sales Team pledges to provide personal attention and customer focused thinking with great furniture solutions for your government office space.

- SIN 711-2** Worksurfaces, Workstations, Computer Furniture, (Wall Rail)
- SIN 711-3** Filing and Storage Cabinets, Shelves, Mobile Carts and Accessories
- SIN 711-8** Executive Wood Office Furniture
- SIN 711-9** Executive Conference Room Furniture
- SIN 711-11** Tables and Accessories
- SIN 711-16** Upholstered Seating
- SIN 711-17** Multiple Seating
- SIN 711-18** Multipurpose Seating
- SIN 711-19** Stacking Chairs and Dollies/Trucks
- SIN 711-91** Project Management Services
- SIN 711-94** Design/Layout Services
- SIN 711-95** Installation Services

Warranty

National warrants that each piece of furniture will be free from defects in workmanship given normal use and care for as long as you, the original customer, owns and uses the product.

Normal use is defined as the equivalent of a single shift, 40 hour work week. In the event that a product is used more than normal use, the applicable warranty period will be reduced to 12 years and items that fall under different warranty limitations, as listed below, will be reduced to one-third (ex: Wood chair frames will be 4 years instead of 12 years). National, at its option, will repair or replace with comparable product any product, part or component shipped after September 1, 2000, if the claim is eligible under the conditions of this warranty. This warranty is valid only if the product is given proper care and maintenance.

Limitations

Twelve Years: Wood Chair Frames

Ten Years: Seating Controls, Wood Veneers and Laminates

Five Years: High wear parts such as: Electrical Components, Polymer Based Components, Pneumatic Cylinders, Swivel Arm Pads, Casters, Chair Glides, Textiles, Foam, Covering Materials and Decorative Trim

Exclusions

This warranty does not apply to: Damage caused by a carrier; Normal wear and tear during the period of ownership; Appearance, durability, quality, behavior, colorfastness or any other attribute of COM (Customer's Own Materials) or any other non-standard National material (including Maharam and Momentum) specified by the customer after application to a National product; Color, grain or texture of wood, laminate and other covering materials; Non-compliance with installation and maintenance instructions; Damages or failures resulting from modifications, alterations, misuse, abuse, negligence or improper care and maintenance of our products.

As the manufacturer of your furniture, we stand behind our craftsmanship and pledge to do everything we can to resolve any problems you may have within the terms of this warranty as quickly as possible.

There are no other warranties except as expressly set forth here, either expressed or implied including any warranty of merchantability or fitness for any particular purpose. We exclude and will not pay consequential or incidental damages under this warranty.

CASEGOODS

Arrowood™ Laminate..... 46
 Arrowood™ Veneer 28
 Barrington® 30
 Captivate® 32
 Casbah® 34
 Clever®..... 36
 EnvyWorks® 48
 Epic™ 10
 Epicenter® 26
 Escalade® 38
 Flourish® 40
 Franklin™ 50
 Hiland™ 42
 Renegade™ 52
 Roosevelt™ 44
 WaveWorks® 16
 WaveWorks® Metal..... 56

RECEPTION DESKS

Arrowood™ 64
 Barrington® 65
 Captivate® 66
 Casbah® 67
 Clever®..... 68
 EnvyWorks® 72
 Escalade® 69
 Franklin™ 73
 Hiland™ 70
 Renegade™ 74
 Roosevelt™ 71
 WaveWorks® 62

WALL RAIL SOLUTION

Exhibit™ 76

DIVIDERS

Chameleon™ Privacy Solution 82

ACCESSORIES

Center Drawers 90
 Drawer Organizers 90
 Organizational Tools 90
 Keyboard Kits/Trays..... 91
 Corner Sleeves 91
 Monitor Arms 92
 Power/Data Management..... 93
 Slat Walls 94
 Work Tools 94
 Tack Boards..... 95
 Presentation Products 96
 Desk Pads 97

FILING AND STORAGE

WaveWorks® Storage 100
 WaveWorks® Metal Storage..... 102
 Universal Storage 104

TABLES

Conference and Office Tables

Arrowood™ 108
 Barrington® 110
 Captivate® 112
 Casbah® 114
 Clever® 116
 Epic™ 118
 Escalade® 120
 Flourish® 122
 Franklin™ 122
 Hiland™ 123
 Universal 124
 WaveWorks® 126

Café and Dining Tables 130

Collaborative Tables

Mio™ 134

Training Tables

WaveWorks® Flip/Nest Training Tables..... 136
 WaveWorks® Training Tables 138

Table Bases 140

Power/Data and Wire Management 142

Storage Components and Media Walls 144

Occasional Tables

Arrowood™ 148
 Barrington®/Franklin™/Roosevelt™ 148
 Captivate® 149
 Casbah® 149
 Clever® 150
 Confide® 150
 Eloquence® 151
 Epic™ 152
 Escalade® 152
 Pegos™ 153
 Myriad™ 154
 Reno® 156
 Staccato™ 157
 Swift™ 158
 Tag® 159
 Triumph™ 159



Inspiring ideas in office furniture that fit every personality.

Showrooms

Atlanta

201 17th Street NW
Suite 150
Atlanta, GA 30363
404.815.1680

LEED® Pending

Boston

60 South Street
Suite 110
Boston, MA 02111
800.678.4436

LEED® Pending

Chicago

325 N Wells Street
Suite 110
Chicago, IL 60654
312.222.1280

LEED-CI® Silver

Dallas

1617 Hi Line Drive
Suite 440
Dallas, TX 75207
214.741.1514

LEED-CI® Gold

Jasper

1155 W 12th Avenue
Jasper, IN 47549
800.482.1717
812.634.3220

LEED-CI® Gold

New York

215 Park Avenue
3rd Floor
New York, NY 10003
212.358.6893

LEED-CI Certified

Washington, D.C.

901 K Street NW
Suite 210
Washington, DC 20001
202.525.4040

LEED-CI® Silver

Toronto

20 Valleywood Dr.
Suite 112
Markham, ON L3R 6G1
647.284.1824



Contract Holder
Contract GS-27F-0034X

NATIONAL®

Furniture with Personality®

www.NationalOfficeFurniture.com

1205 Kimball Boulevard, Jasper, IN 47549


800.482.1717 Fax 812.482.8800

© Kimball International, Inc. 2014

Printed in the USA

Form No. NBRCAT Ver. 15

A Unit of Kimball International



To protect the environment, this catalog is printed on FSC® Certified paper using SOYOIL™ inks.